

# The Formation of Oscillation Patterns on the Basis of the Planetary Gravitational Field and Their Influence on the Birth of A Human Being

Michael E. Nitsche\*

Bachstraße 13 72415, Grossselfingen Deutschland, Germany

\*Corresponding Author

Michael E. Nitsche, Bachstraße 13 72415, Grossselfingen Deutschland, Germany.

Submitted: 2023, Oct 18 Accepted: 2023, Nov 16 Published: 2023, Nov 28

**Citations:** Nitsche, M. E. (2023). The Formation of Oscillation Patterns on the Basis of the Planetary Gravitational Field and Their Influence on the Birth of A Human Being. *Adv Sex Reprod Health Res*, 2(3), 222-228.

## Abstract

The fluctuating planetary gravitational field influences not only activities on the sun but also on the earth. A special correlation function describes the harmonics of these fluctuations. Investigations of time windows at the birth of a human being show the influence in the structure formation of the human psyche. These oscillation patterns differ significantly from randomly chosen control groups. These patterns are suitable as an element of an AI for prognostics of probability changes for the mental structure formation of newborns.

## 1. Basics of the Investigations

In a study of the nonlinear interaction of the fluctuating planetary gravitational field with the Earth's lithosphere suggests that not only the directly acting gravitational forces are of influence, but above all higher harmonics of the celestial bodies considered as oscillators on large scales [1]. In the meantime, resonances caused by fluctuating gravity can also be detected on small scales in the laboratory [2].

The kinematics of the planets correspond to oscillators, which were stable over billions of years in the evolution and could unfold their effect. The gravitational forces are weak and sensually directly perceptible only in the coupling of sun and moon in the tides.

The special effects of the fluctuating gravitational field become visible only in the harmonics. A correlation function constructed

to indicate the change in probabilities for stable (harmonic) and unstable (discordant) states has been applied to earthquakes [3]. This method is also applied to birth time.

As shown in the publication, characteristic oscillation patterns can be found for groups of individuals that differ significantly from randomly chosen control groups. In it was proposed to use these oscillation patterns similar to an AI as an element to predict changes in the probability of harmony and disharmony. Initial research published here confirms this method [4,5].

A correlation function (derivation of the function see is a Fourier series expansion of a periodic process and can be optimized both in its order and in its frequencies for the respective problem [6,7]. It has the function of a high pass filter.

$$a_k = \{0, 1, -2, 3, -5, 0, 3, 0, -5, 3, -2, 1\}$$

$$H_{ij}, j = \sum_{s=1}^{N \cdot 12 - 1} a_k \cos(s \cdot \alpha); \text{mit } (k = s \bmod 12) \quad (1)$$

**Figure 1:**  $H_{ij}$  is the correlation of two celestial bodies ;  $\alpha$  is the angle between two celestial bodies ;  $a_k$  are the 12 coefficients of the Fourier series repeated N times; where N is the order of the correlation function.

The coefficients  $a_k$  were obtained from a Fourier transform describing the change in probability for stable and unstable processes, respectively.

The calculation of the harmonics of the planetary gravitational

field result in a matrix in which each element in turn consists of the superposition of several oscillations. These oscillation patterns of the individual birth times can be superimposed again and form the characteristics of this group. If these group characteristics are compared with very many randomly selected comparison groups,

it can be judged whether the group of persons with special psychic qualities differs significantly from the expected values.

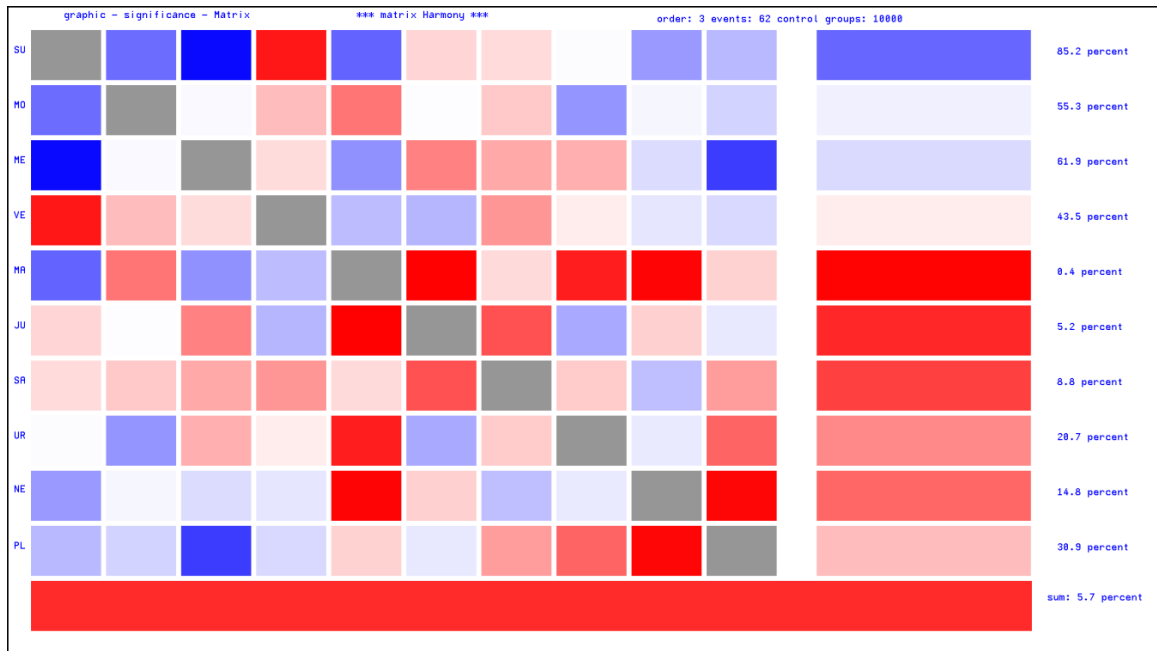
## 2. Individuals with High Giftedness and Individuals with a Low IQ

Children are born at all times. On the same day, a child who will later be highly intelligent can be born, but so can a less intelligent child.

But are there times when intelligent children are born preferentially? When do the constellations of the sun, moon and planets favor the disposition to intelligence of the child born?

**Important:** Already at this point it must be pointed out that besides the genes of the parents, other factors also play a role in the development of intelligence!

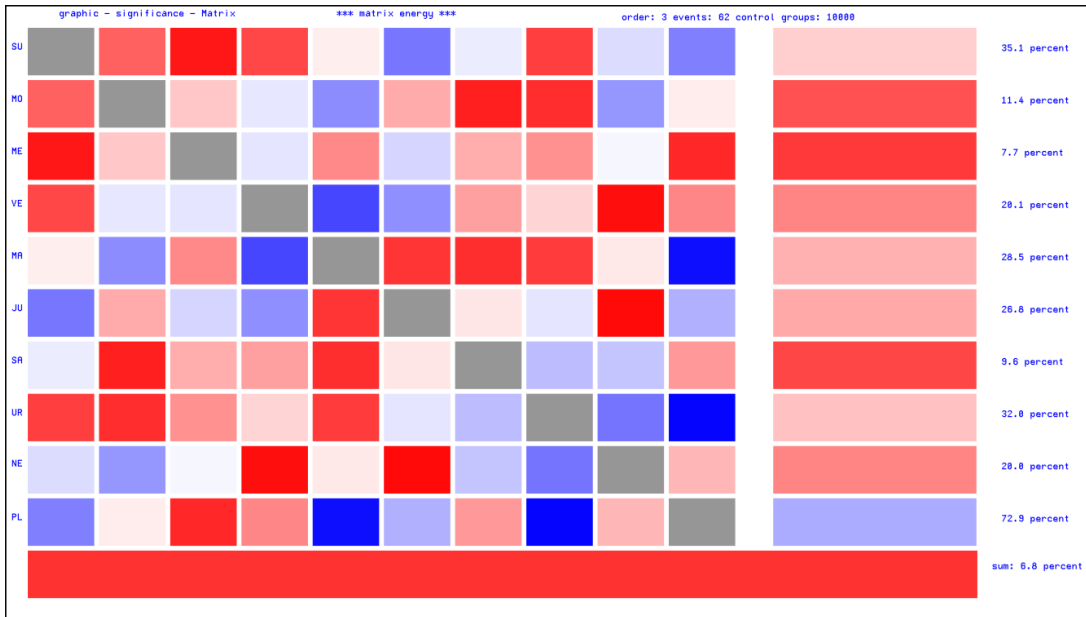
However, patterns can be created from the oscillations of the planetary gravitational field that indicate a change in the probability of a higher or lower IQ. Thus it can be predicted for the future, in which direction the intelligence of the born child will possibly develop. For a group of 62 highly gifted individuals in the period (1948-2001), this pattern for the matrix of harmony looks as follows (data of highly gifted individuals in [8]).



**Figure 2:** Vibration patterns (harmony,  $H_{ij}$ ) for 62 persons with a high intelligence. Blue are disharmonies, red are harmonies. A strong color indicates a strong deviation from the statistical mean (white)

Parents normally want their child to develop well. However, what they mean by "good" does not necessarily have to concern intelligence. There are other qualities that can be desired for the child. In principle, it is possible to form groups of people who

have such desired characteristics. These groups can be tested to see if they have common oscillatory patterns that significantly distinguish them from control groups.



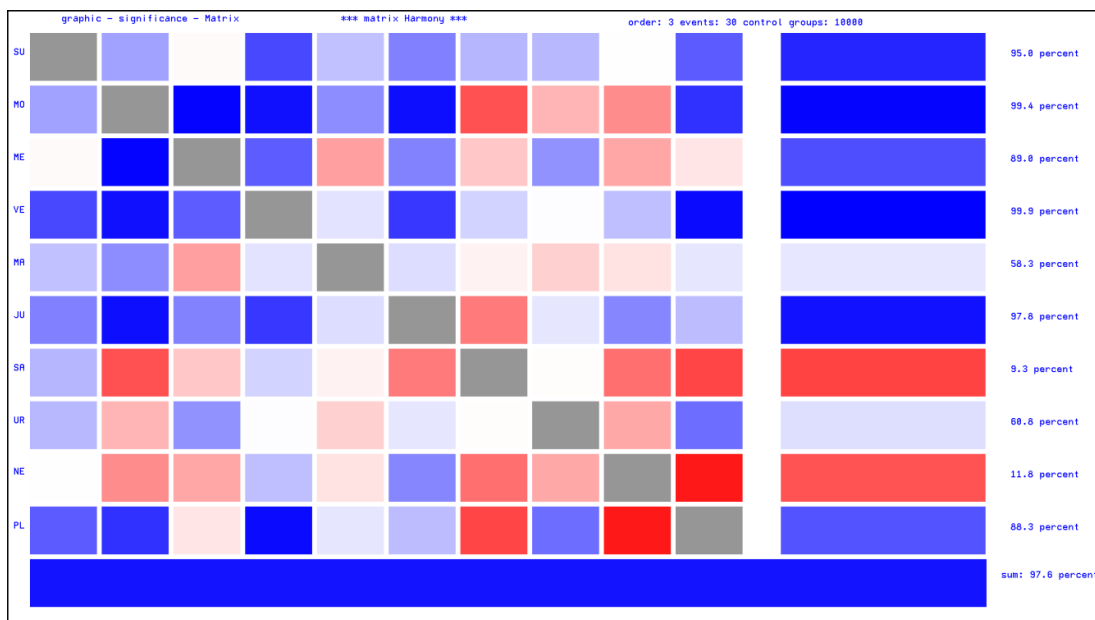
**Figure 3:** Vibration pattern (energy,  $I_{ij}$ ) for 62 persons with a high intelligence. Blue are weak energies, red are strong energies. A strong color indicates a strong deviation from the statistical mean.

The vibration patterns for this group of 62 highly gifted individuals can be seen in Fig.2 and 3. Looking at the entire matrix (Fig. 2), only 5.7% of the control groups have higher harmony and 6.8% have higher energy (Fig. 3).

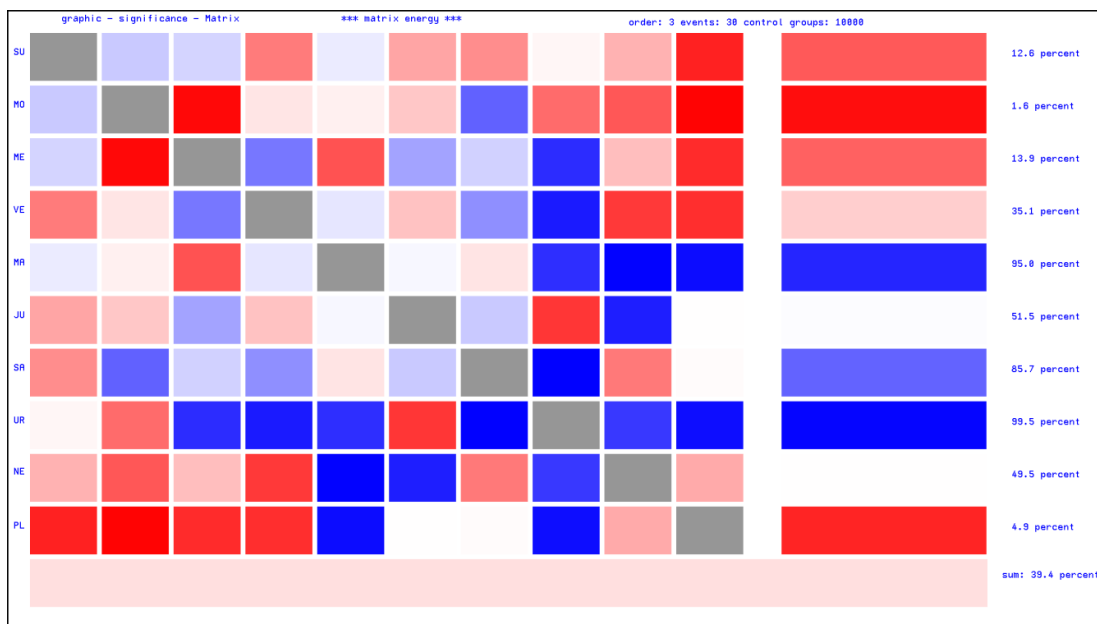
85.2% (85.2% of the 10000 control groups have a more harmonic Sun), while the energy is not very far from the continuum (50%) with only 35.1%. Equally remarkable is the high significance of Mars (only 0.4% of the control groups have a higher harmony) also it is energetically close to the continuum with 28.5%.

It is interesting to note that the Sun is relatively disharmonic with

### 3. The oscillation patterns for low intelligence are shown in Figs. 4 and 5 for comparison



**Figure 4:** Vibration pattern (harmony) for 30 persons with a lower intelligence. Blue are weak energies, red are strong energies. A strong color indicates a strong deviation from the statistical mean.



**Figure 5:** Vibration pattern (energy) for 30 persons with a low intelligence. Blue are weak energies, red are strong energies. A strong color indicates a strong deviation from the statistical mean.

The visual comparison of the oscillation patterns alone clearly shows that the overall state of the oscillation pattern (total value of the matrix) is by far not sufficient to judge how the probability behaves with respect to intelligence

#### 4. Optimization of a Pattern for the Change of Probability

The investigations have shown that the matrices harmony  $H_{i,j}$  and energy  $I_{i,j}$ , supplemented by the matrices of the 1st derivative of the correlation function, dynamics  $D_{i,j}$  and dynamics absolute  $DA_{i,j}$  determine the pattern formation.

An evaluation of the birth time, with respect to the probability of a higher or lower probability for intelligence, is composed of the pattern elements listed above. The correlation function as given by Linfoot for the object-image comparison is suitable for the matrix. (Linfoot criteria: fidelity, correlation, relative structure content).

The total value of a matrix is currently compared with the value of

$$\text{the pattern. Probability} = a_1 * H_{i,j} + a_2 * I_{i,j} + a_3 * D_{i,j} + a_4 * DA_{i,j} \quad (2)$$

The coefficients  $a_i$  are determined according to an optimization procedure. Here, the coefficients  $a_i$  indicate the significance of the matrices for the examined group of events. If the harmony or disharmony is significant for a group, then the matrix  $H_{i,j}$  will be weighted particularly strongly. The following assignment applies:

- $H_{i,j}$  - for the harmony and disharmony
- $I_{i,j}$  - for the absolute value (energy) of the superimposed waves
- $D_{i,j}$  - for the rate of change of the oscillation state (1st derivative)
- $DA_{i,j}$  - for the acceleration (force) of the velocity change

The detection patterns for affecting the probability of intelligence formation in the birth period were optimized over both the distance from the continuum (*as in earthquakes*) and the distance between the high intelligence pattern and the low intelligence pattern.

Comparison after approx. 10000 optimization cycles	Of 62 high IQ individuals recognized (%)	Out of 1000 randomly selected events are detected (%)	Difference/Sharpness in percent
1948 - 2001; period of birth of the 62 high IQ individuals.	91,94%	41,30%	50,64%
1900 - 2100; period 200 years for the control group.	82,26%	25,10%	57,16%

1906 - 1988; period for the 30 low IQ individuals. 95.16%	95.16%	30.00% of 30 persons with low IQ 65,16%	65,16%
--	--------	---	--------

**Table 1: Patterns for High IQ. Comparison of optimization results for different control periods.**

**5. The discriminatory power (pattern High IQ) in Table 1 varies for the different control periods**

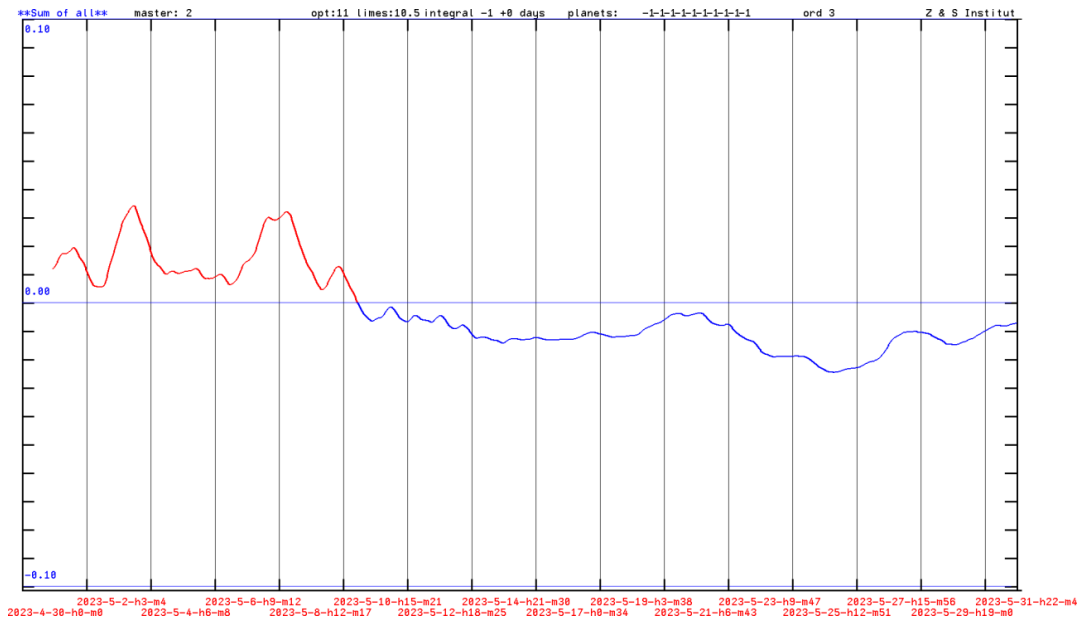
The best results in terms of discriminatory power are obtained for polar groups such as high IQ and low IQ. Although the time period of 200 years has the lower discriminatory power compared to the low IQ comparison group, it seems to be more suitable for different time periods because it represents the distance to the continuum.

The respective pattern does not recognize all of the events in the list. Of course, this also means that highly gifted children are born at all times. The intelligence of a child is not exclusively dependent

on the oscillation pattern of the planetary gravitational field. An important factor for the intelligence of a child are still the genes of the parents.

**6. Example of the Change of Probability in the Month of May of the Year 2023**

The researches have shown that the time before and after birth has a non-negligible influence on the structure formation of the newborns' psyche. Therefore, the time is integrated in the following figures one day before the time of birth.



**Figure 6:** Change in probability of being born with a high IQ. The comparison period for the pattern is 1900 to 2100 for 1000 randomly chosen events. Above the center line, the red curve indicates a higher probability for the expected intelligence of the individual.

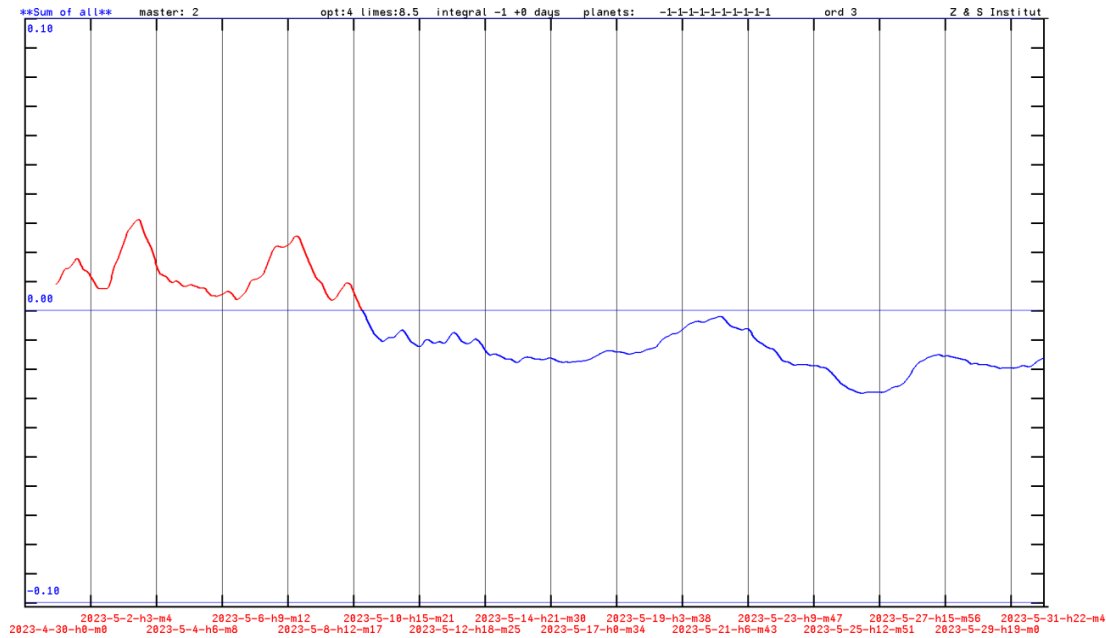


Figure 7: Change in probability of being born with a high IQ. The optimization was done with 30 persons of a low IQ.

The curves in Figures 6 and 7 are strikingly similar. Again, it is reasonable to assume that a high IQ value follows a fixed pattern.

For comparison, Figure 8 shows the changes in probability for a lower IQ.

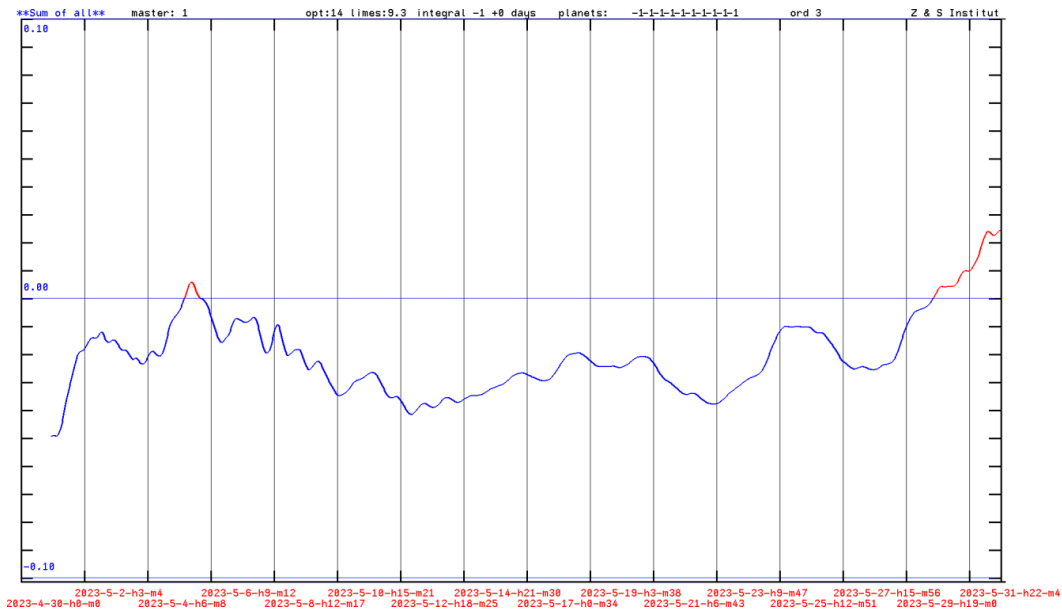


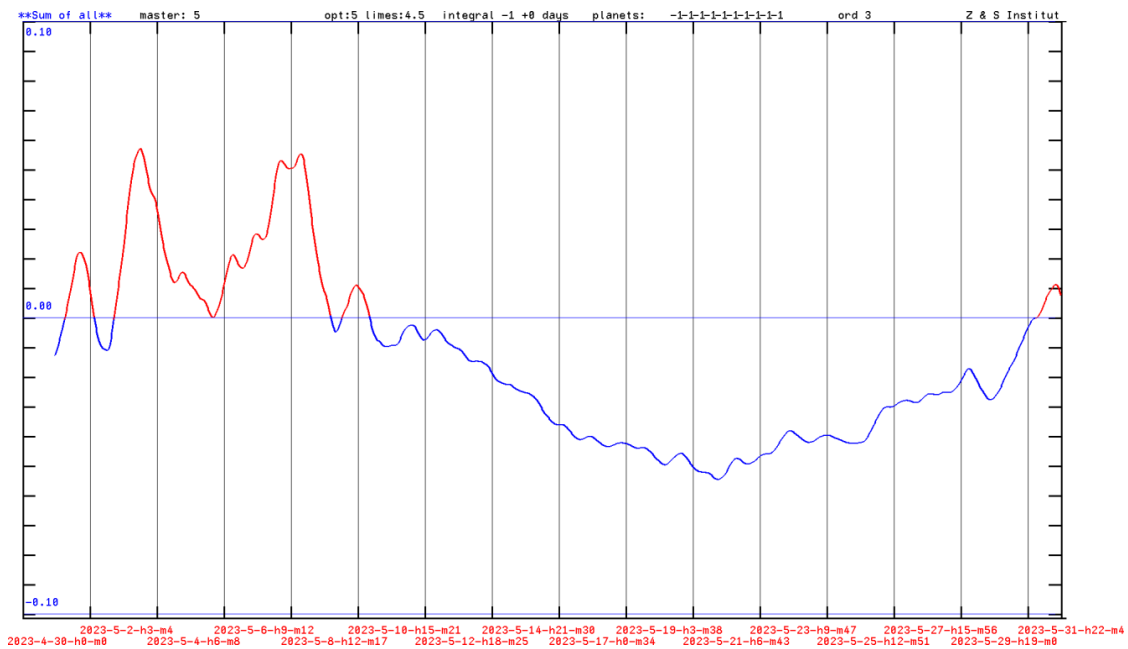
Figure 8: Change in the probability of being born with a low IQ. The optimization was performed with 1000 randomly chosen events (continuum) in the period from 1900 to 2100.

The entire month of May 2023 has a relatively low probability of being born with a low IQ. The second half of May also has a lower probability of being born with a high IQ.

planetary constellations generally let expect a higher intelligence, also from children whose genetic predisposition does not let expect a high talent.

**Important:** Children with high and low IQ are born at all times! However, the probability changes. It is to be assumed that the

In, another group of people is studied who have a "low risk tolerance".



**Figure 9:** Change in the probability of birth with a low risk tolerance. The optimization was performed with 1000 randomly chosen events (continuum) in the period from 1900 to 2100.

The course for May 2023 is similar to that for a high IQ with the exception of the minimum between May 21 and 23. Here one could assume that the probability for a higher risk taking is given. Both children with a high IQ and children with a low risk tolerance are more likely to be born in times with a higher harmony.

## 7. Summary

Children are always born, but the probability with which intelligence quotient they will later shape their lives is not statistically equally distributed. There are e.g. time qualities in which preferentially more intelligent children are born. The oscillations of the planetary gravitational field influence these probabilities.

## 8. Concluding Remarks

The studies presented here are exemplary and are intended to stimulate further scientific investigation.

## References

1. James, W. (2012). Psi and a New Science of the Mind. First Sight: ESP and Parapsychology in Everyday Life, 405.
2. Brack, T., Zybach, B., Balabdaoui, F., Kaufmann, S., Palmegiano, F., Tomasina, J. C., ... & Dual, J. (2022). Dynamic measurement of gravitational coupling between resonating

- beams in the hertz regime. Nature Physics, 18(8), 952-957.
3. Nitsche, M. (2022). Fluctuations of the planetary gravitational field and nonlinear interactions with matter as an element of artificial intelligence. J Robot Auto Res, 3 (1), 124-130. Michael Nitsche, Bachstraße, 13, 72415.
4. Nitsche, M. E. (2001). Are the Stabilizing and Destabilizing Influences of the Planetary Gravitational Field on the Structural Formation of Complex Systems Real. In Triggering of Earthquakes—Lecture on the 2002 Annual Conference of the International Association for Mathematical Geology.
5. Nitsche, M. E. (2001). The non-linear interaction of the planetary gravitational field on earthquakes. Lecture on the International Association for Mathematical Geology, 7-12.
6. Nitsche, M. (2022). Fluctuations of the Planetary Gravitational field and non-linear Interactions with matter-Triggering earthquakes. J Robot Auto Res, 3 (1), 73-88. Michael Nitsche, Bachstraße, 13, 72415.
7. Nitsche, M. (2022). Triggering Earthquakes Fluctuations of The Planetary Gravitational Field and Nonlinear Interactions with Matter. Eart & Envi Scie Res & Rev. 5 (1): 01, 18.
8. Nitsche, M. (2023). The formation of oscillation patterns based on the planetary gravitational field and their suitability for earthquake prediction.

**Copyright:** ©2023 Michael Nitsche. This is an open-access article distributed under the terms of the Creative Commons Attribution License, which permits unrestricted use, distribution, and reproduction in any medium, provided the original author and source are credited.