

Studies on Washability Characteristics of Low-Volatile Indian Coking Coal by Differential Crushing

Sugali Chandra Sekhar^{1,2*}, Sundergopal Sridhar^{1,2}

¹Membrane Separation Group, Process Engineering & Technology Transfer Department, CSIR-Indian Institute of Chemical Technology, Hyderabad-50007, India

²Academy of Scientific and Innovative Research (AcSIR), Ghaziabad, UP-201002, India

*Corresponding Authors

Sugali Chandra Sekhar, Membrane Separation Group, Process Engineering & Technology Transfer Department, CSIR-Indian Institute of Chemical Technology, Hyderabad-50007, India and Academy of Scientific and Innovative Research (AcSIR), Ghaziabad, UP-201002, India.

Submitted: 25 Jun 2022; Accepted: 04 Jul 2022; Published: 24 Oct 2022

Citations: Sugali, C. S., Sridhar, S. (2022). Studies on Washability Characteristics of Low-Volatile Indian Coking Coal by Differential Crushing. *J Chem Edu Res Prac*, 6(2), 387-391.

Abstract

The effect of differential crushing on liberation characteristics has been studied for a low volatile coking coal of Indian origin through washability studies. Two parameters, namely “Index of Washability” (IW) and “Near Gravity Material Index” (NGMI), are used to describe the ease of washability. The ROM Coal is crushed to four different top sizes namely, 75mm, 25mm, 13mm and 6mm. On the basis of calculated IW it is observed that relative ease of washability increases with decrease in top size. From calculated IW values it may be said that this coal can be economically beneficiated using gravity process after crushing to -6mm size. From the calculated NGMI values, the critical specific gravities have been estimated and the values for crushing to -75 mm, -25mm, -13mm and -6 mm are 1.65, 1.68, 1.53 and 1.58 respectively. These critical specific gravity values suggest the separation at this specific gravity range is most difficult task using gravity methods. From NGMI analysis, it may be said that the NGMI values for coals crushed to -25 mm & -6mm are identical (≈ 0.18) at 17% clean coal ash content. This suggests that with similar degree of difficulty, clean coal of 17% ash can be produced from these two different crushing sizes. In order to increase the yield for the clean coal of 17% ash, the decision on blending these two size coals may need to be taken.

Keywords: Low Volatile Indian Coking Coal, Differential Crushing, Washability, Index of Washability, Near Gravity Material Index

Introduction

The top size of the coal to be washed usually has a bearing on the beneficiation process. Optimum crushing of the coal results in adequate liberation such that the combustibles can be easily separated by simple gravity separation methods [1]. It is well accepted practice to carry out the sink-float analysis of the coal to estimate its amenability towards gravity concentration methods. The data obtained from the sink-float analysis is used to plot the “washability curves” to extract valuable information regarding the clean coal that can be obtained from a given coal under ideal conditions [2]. From the sink-float analysis of a given coal, the amount of material floating at a particular specific gravity can be hypothetically considered as the recovery of two constituents, namely non-ash and ash forming materials. The coal which is easily washable will have complete liberation of non-ash material from ash material and the recovery of all non-ash material present in the feed is possible without recovering ash material in the clean coal. On the contrary, the difficult-to-wash coal will have intimate locking of non-ash and

ash materials and the ash content can not be reduced by physical beneficiation. Numerical indices such as ‘washability index’ and ‘washability number’ have been developed to quantify the amenability of given coal towards washing [3, 4]. The non-availability of any explicit mathematical expressions to estimate the ease of washing often posed a problem [a]. Keeping the above difficulty in view Govindarajan et al. [a] and Majumder et al. [b] developed mathematical expressions to calculate the ‘Index of washability (IW)’ and ‘Near gravity material index (NGMI)’ respectively. The values of ‘Index of washability (IW)’ vary from 0 to 100 for the ‘difficult to wash’ to ‘easy to wash’ [5]. The values of ‘Near gravity material index (NGMI)’ vary from 0 to 1 for the ‘easy to wash’ to ‘difficult to wash’ [2].

Sample Preparation and Characterization

The ROM coal (Feed ash 35.69%) from Kujju mines in India has been crushed to below 75mm, 25mm, 13mm and 6mm top size levels. The crushed coals were subjected to screening to ascertain

the size distribution. The size wise ash analysis is shown in Table 1 for each top size level. The sink-float tests were carried out for each top size level using Zinc-chloride, Bromoform and Benzene

solutions as heavy media at different specific gravities. The detailed washability analysis is shown in Fig. 1.

Table 1: Size Wise Ash Analysis of Kuju Coal at Different Crushing Size Levels

Crushed to below 75mm size level			Crushed to below 25mm size level			Crushed to below 13mm size level			Crushed to below 6mm size level		
Particle size (mm)	Wt (%)	Ash (%)	Particle size (mm)	Wt (%)	Ash (%)	Particle size (mm)	Wt (%)	Ash (%)	Particle size (mm)	Wt (%)	Ash (%)
-75+50	38.3	37.3	-25+13	28.6	38.3	-13+6	41.1	37.0	-6+3	48.2	36.5
-50+25	30.7	36.8	-13+6	20.8	36.9	-6+3	17.7	36.0	-3+0.5	31.5	36.5
-25+13	11.8	35.9	-6+3	13.2	35.7	-3+0.5	23.1	36.2	-0.5	20.3	31.5
-13+6	5.9	34.1	-3+0.5	21.0	34.5	-0.5	18.1	32.4			
-6+3	3.2	35.4	-0.5	16.4	31.9						
-3+0.5	5.9	31.2									
-0.5	4.2	27.5									

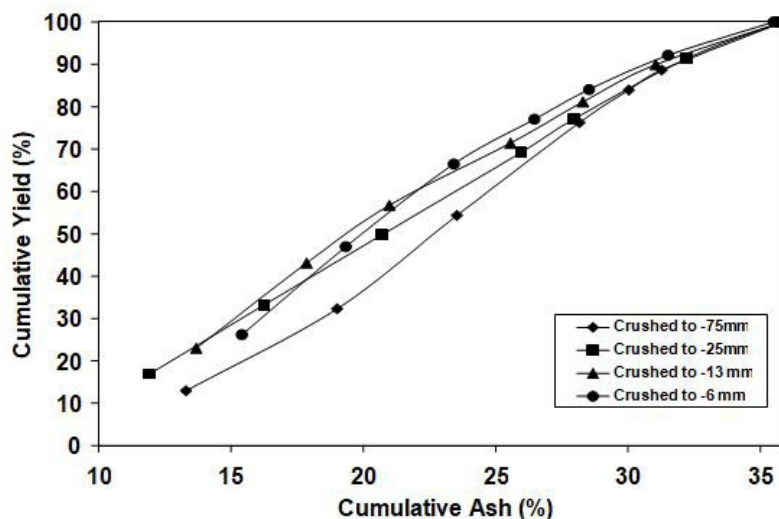


Figure 1: Washability Curves for Coal Crushed to Different Top Sizes

Estimation of Index of Washability

For the calculation of Index of Washability (IW) of a given coal the recovery curves of non-ash and ash material have been drawn based on the assumption that recovery is a continuous function of cumulative fractional weight of the feed coal floated (X) [5]. The

typical recovery curves of normal and hypothetical coal crushed to below 75mm size are shown in Fig. 1. In this Figure, the curves ABC & AEC represent the recovery curves of non-ash & ash forming materials respectively.

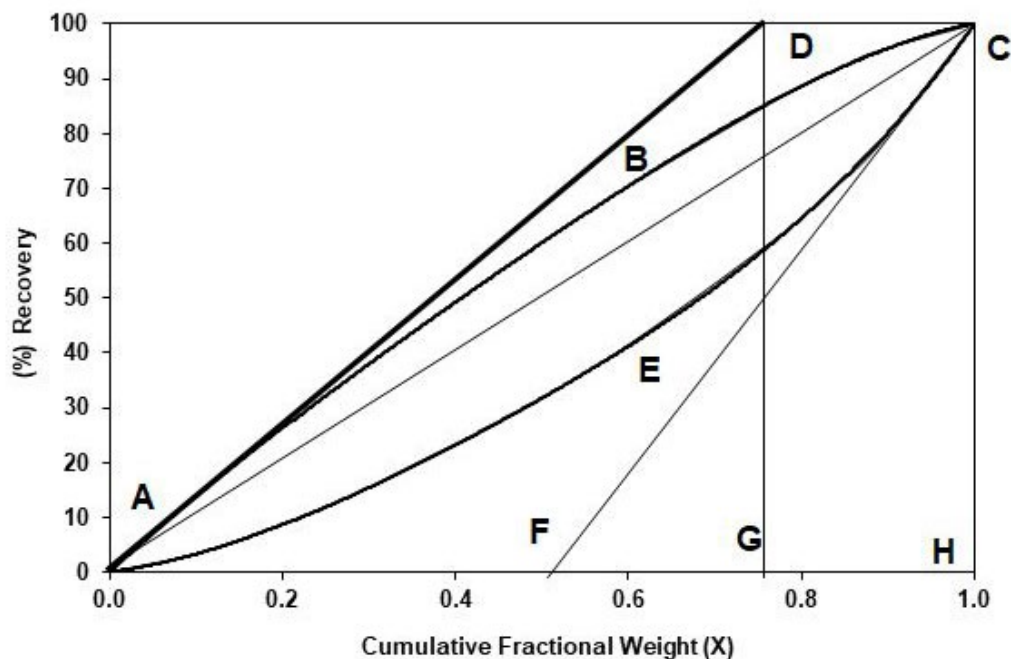


Figure 2: Recovery Curves for Normal and Hypothetical Coal Crushed to -75mm Size

From Fig. 2 Index of Washability (IW) of given coal was calculated as shown below:

$$IW = \frac{\text{Efficiency of Recovery of Non-ash Material (ERNM)} \times \text{Differences in Recoveries of Non ash and ash material (DRNM)} \times 100}{3} \dots\dots\dots(1)$$

In the above equation, ERNM= area of ABCA / area of triangle ADC

DRNM= area between the curve's ABC and AEC / area of quadrangle ADCF

From Equation (1), IW values have been estimated at each crushing size and reported in Table 2. From this Table, it is noted that the values of IW increase with the decrease in top size of the coal. This means that the relative ease of washability increases with crushing to lower sizes. The increase is not so significant for lowering the top size from 75mm to 25mm. A significant improvement is

observed when the sample is crushed to -6mm size. According to IW values shown in Table 2, it may be said that this coal can be economically beneficiated using gravity process after crushing to -6mm size.

Table 2: The Values of IW at Different Crushing Sizes

Type of Coal	Calculated IW
Crushed to -75 mm	30.9
Crushed to -25mm	31.9
Crushed to -13 mm	34.0
Crushed to -6mm	41.4

Estimation of NGMI

Majumder et al. has developed a method for calculating the near gravity material index (NGMI) from recovery curves of non-ash and ash forming materials [2].

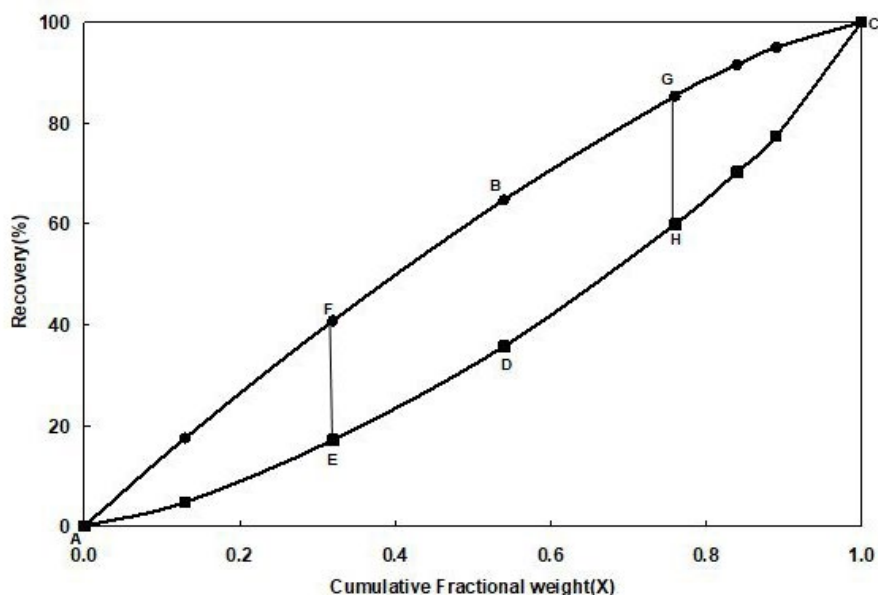


Figure 3: Recovery Curves for A Given Coal at Crushed to -75mm Size

In Fig. 3, curves ABC and ADC represent the recovery curves for non-ash and ash forming materials, respectively. The quantity of near gravity material index (NGMI) at a given specific gravity is defined as the difference in cumulative fractional weights floated at ± 0.1 specific gravity of that specific gravity. In terms of recovery curves of non-ash and ash forming materials, the NGM distribution at a particular specific gravity may be geometrically represented by the area under the ± 0.1 specific gravity of that specific gravity. This area will be different at different specific gravities of separation.

By the above definition, from Fig. 3, NGMI at points D & B can be defined as:

$$\text{NGMI} = \text{Area of EFGH} / \text{Area between curves ABC and ADC} \dots\dots\dots (2)$$

Using Equation (2), the NGMI values for different crushing sizes at different specific gravities have been calculated. The values of NGMI are plotted as a function of specific gravity of separation and shown in Fig. 4. Critical specific gravity is a specific gravity at which the value of NGMI is highest. From Fig. 4 the values of critical specific gravity are 1.65, 1.68, 1.53 and 1.58 for coal crushed to -75mm, -25mm, -13mm and -6mm, respectively. These values suggest that the separation at this specific gravity range is most difficult task using gravity methods.

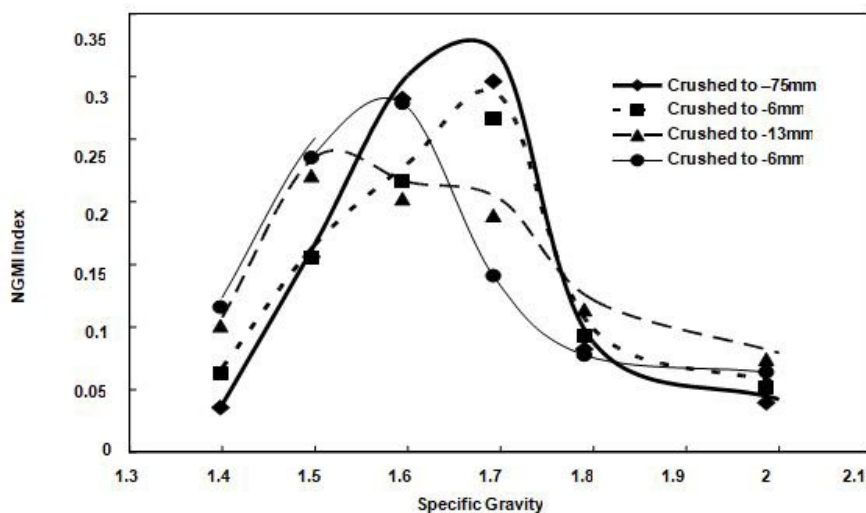


Figure 4: NGMI vs. Specific Gravity of Separation

From the washability data, the theoretical clean coal ash contents at those specific gravities are calculated and NGMI values are plotted as a function of clean coal ash contents as shown in Fig. 5. From this Figure, it may be observed that the NGMI values for coals crushed to -25 mm & -6mm are identical (≈ 0.18) at 17% clean coal ash content. Similarly, NGMI values for coals crushed to -13 mm & -6 mm are identical (≈ 0.23) at 19% and coals crushed to -75 mm & -6 mm are identical (≈ 0.29) at 23% clean coal ash content respectively.

This suggests that with similar degree of difficulty, clean coal of 17%, 19% & 23% ash can be produced from two different crushing sizes. In order to increase the yield for the clean coal of 17%, 19% & 23% ash the decision on blending of -25mm & -6mm, -13 mm & -6 mm and -75 mm & -6 mm size coals may need to be taken respectively.

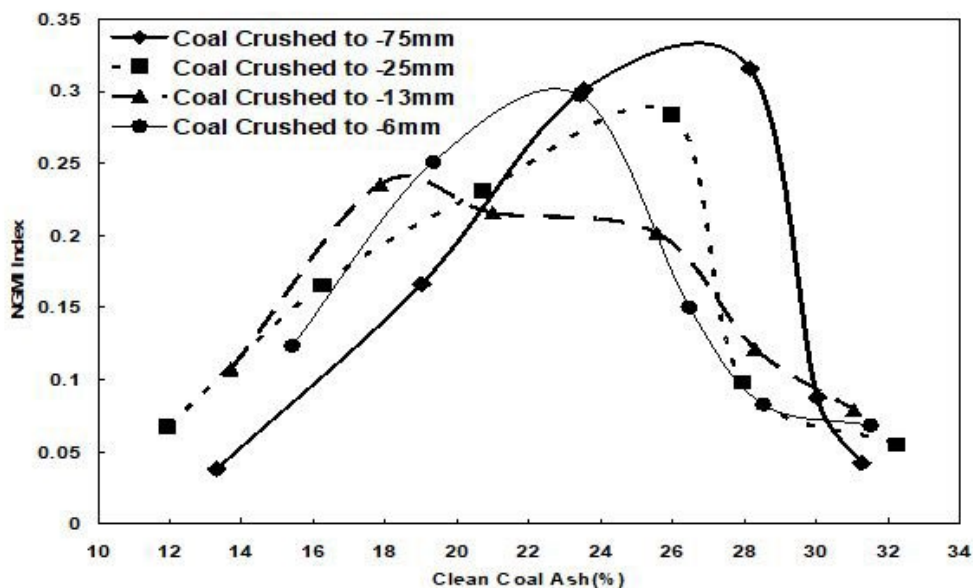


Figure 5: NGMI vs. Clean Coal Ash (%)

Conclusions

This study reveals that combination of IW and NGMI could be used to evaluate the ease of beneficiation of coal using gravity methods. IW would determine the liberation size at which the ROM coal should be crushed. Critical specific gravity based on NGMI analysis would determine the operating difficulties. From calculated IW values, it may be said that this coal can be economically beneficiated using gravity process after crushing to -6mm size.

From NGMI analysis, it may be said that the NGMI values for coals crushed to -25 mm & -6mm are identical (≈ 0.18) at 17% clean coal ash content. Similarly, NGMI values for coals crushed to -13 mm & -6 mm are identical (≈ 0.23) at 19% and coals crushed to -75 mm & -6 mm are identical (≈ 0.29) at 23% clean coal ash content respectively. This suggests that with similar degree of difficulty, clean coal of 17%, 19% & 23% ash can be produced from two different crushing sizes. In order to increase the yield for the clean coal of 17%, 19% & 23% ash the decision on blending of -25mm & -6mm, -13 mm & -6 mm and -75 mm & -6 mm size coals may need to be taken respectively.

References

1. Sarkar, G. G., Bose, R. N., Mitra, S. K., & Lahiri, A. (1962, May). An index for the comparison and correlation of washability characteristics of coal. In IV Coal Preparation Congress.
2. Majumder, A. K., & Barnwal, J. P. (2004). Development of a new coal washability index. *Minerals Engineering*, 17(1), 93-96.
3. Vanangamudi, M., & Rao, T. C. (1983). Convenient index for the assessment of washability characteristics of coal. *J. Mines, Met. Fuels;(India)*, 31(12).
4. Sarkar, G. G., Das, H. P., & Ghose, S. (1977). Sedimentation patterns: do they offer clues to coal quality. [Deposition conditions inferred from washability]. *World Coal;(United States)*, 3(8).
5. Govindarajan, B., & Rao, T. C. (1994). Indexing the washability characteristics of coal. *International Journal of Mineral Processing*, 42(3-4), 285-293.

Copyright:© 2022 Sugali Chandra Sekhar. This is an open-access article distributed under the terms of the Creative Commons Attribution License, which permits unrestricted use, distribution, and reproduction in any medium, provided the original author and source are credited.