

Growth and Nitrogen Accumulation Assessment of Banana (*Musa acumuminata*) After Exposure to Hydroquinone in a Charcoal-Ultisol Mix

Beckley Ikhajiagbe*, Marychoice N Ebinum

Department of Plant Biology and Biotechnology, University of Benin, Benin City, Nigeria

*Corresponding author

Beckley Ikhajiagbe, Department of Plant Biology and Biotechnology, University of Benin, Benin City, Nigeria.

Submitted: 09 May 2022; Accepted: 23 May 2022; Published: 30 May 2022

Citation: Beckley Ikhajiagbe, Marychoice N Ebinum. (2022). Growth and Nitrogen Accumulation Assessment of Banana (*Musa acumuminata*) After Exposure to Hydroquinone in a Charcoal-Ultisol Mix. *J Chem Edu Res Prac*, 6(1), 204-212.

Abstract

The present study investigates plant growth and nitrogen accumulation assessment of young banana plant (*Musa acumuminata*) after exposure to hydroquinone (a mutagen) in a charcoal-ultisol mix. Charcoal was obtained from the wood of *Pentaclethra macrophylla* aerobically, and was crushed into a smooth powdered form. This was mixed with an ultisol obtained from the University of Benin Botanic garden. Different levels of the soil-charcoal mix were prepared as follows; 100% charcoal, 75% charcoal-25% soil, 50% charcoal-50% soil, 25% charcoal- 75% soil, and 100% sand. The charcoal-ultisol mix was then amended with 5ppm hydroquinone one week before propagating young banana suckers. Results showed that sprouting began fifteen days after propagation. There were also different changes in plant height in the various soil treatments; the lowest was reported in the 75-25 charcoal ultisol mix (10.50cm), compared to 45.83cm in plants sown in 100% charcoals. Foliar yield was lowest in the 75-25 charcoal-ultisol mix (8.55 grams per plant), compared to 29.15 grams per plant in the 100% charcoal. The below ground morphological characteristics test plant revealed that there were significant differences between the growth parameters. Nitrate nitrogen, Ammonia Nitrogen and total nitrogen were significantly accumulated on the leaves of plant. However, higher nitrogen accumulation in the leaves was found in treatment with high charcoal percentage.

Keywords: Charcoal-Ultisol Mix, Nitrogen Accumulation

Introduction

So many soils in Nigeria today are less productive because of reasons like over-cropping, erosion, leaching and acidification of the soil, hence the need for ways to improve the soil and also improve crop productivity. The amount of nitrogen taken up by the crop has a major impact on overall crop growth rate [1, 2]. The rate of nitrogen uptake of crops is highly variable during crop development and between years and sites. However, under ample soil nitrogen availability, crop nitrogen accumulation is highly related to crop growth rate and to biomass accumulation. Hydroquinone is mutagenic in vitro and in vivo, having caused genotoxicity or chromosomal aberrations in rodent bone-marrow cells [3].

Although it has been known to play essential role as an oxidizing and reducing agent, and it is frequently used in cosmetic industries for skin whitening, its role in agriculture as a seed germination enhancer is rarely known. The use of mutation in plant is helpful for the improvement of one or two traits. Mutation can be induced either by chemical or physical agents. The use of mutagens in plant has generated striking results. According to Ahloowalia and Maluszynski; Ikhajiagbe and Oshomoh; Ikhajiagbe and Shittu, thousands of cultivars have been generated through induced mutants [4-6]. Although various mutagenic agents have been known to improve growth and survival of plant

but at high concentration it causes negative mutation and retard growth [7-9]. Although most studies indicate no direct mutagenicity, many have shown that hydroquinone causes chromosomal aberrations, abnormal mitosis, formation of micronuclei, aneuploidy, and sister chromatid exchange [10].

It has been reported that the application of hydroquinone not only increased seed germination, stomatal resistance and lowered the rate transpiration but also inhibits the growth of seed-borne fungi and reduced the growth of soybean seedlings [11, 12]. Keller *et al.*, revealed that hydroquinone is suppressive to plants but at the same time, it ameliorates growth and germination of seeds [13]. Hydroquinone was observed to increase seed germination and growth on lower concentrations; however, at concentrations higher than 20 ppm, it is inhibitory to the seed germination and growth Kamran, et al. [14]. Charcoal is a lightweight black carbon and ash residue produced by removing water and other volatile constituents from animal and vegetation substances. Charcoal is used to improve soil quality, it raises the soil temperature, conserve the soil moisture, absorb harmful metals and improve vitality of the microbes in the soil [15].

Many scientists recommend the use of charcoal to achieve better plant growth [16, 17]. Ultisols are mineral soils which contain no calcareous material anywhere within the soil, have less than

10 weather able minerals in extreme top layer of soils and have less than 35% base saturation throughout the soil. Ultisol are quite acidic having a pH less than 5. Acid soil, particularly in the subsurface restricts root access to water. Charcoal are known to basify acidic soils in addition to improving nutrient retention and exchange and delivering a pulse of water soluble elements available for plants' soil fauna and improving soil water holding capacity [16, 18, 19]. Charcoal has been known for years for improving soil fertility and also as a sorbing agent taking up chemicals that could have been harmful to the plant system. Tyron; Lehmann et al.; Laird et al. reported enhanced crop yield after amendment of soil with charcoal [16, 17, 20]. These researchers concluded that greater carbon availability stimulates microbial activity resulting in greater nitrogen demand, promoting immobilization and recycling of nitrate. The basis of this study was to identify the mutagenic effect of nitrogen accumulation of the banana plant after exposure to hydroquinone in a charcoal-ultisol mix.

Materials and Methods

Site Preparation

A portion of land was assigned in the botanical garden of University of Benin Ugbowo Campus. It was cleared, packed and burnt. A green house of 13.7 by 3.05 meters was constructed using woods and roofed with plastic roofing (transparent) to enable sunlight penetration. Thirty polythene bags were used for the planting of the suckers in the charcoal-ultisol mix. The polythene bag has sizes of 0.48 by 0.38 meters.

Preparation of Chemical Application

0.5 grammes of hydroquinone was weighed and mixed with 10 liters of water for application. 5 parts per million was used. It was applied to the charcoal-ultisol mix one week before planting the suckers and thirty times after planting under the guidance of my supervisor.

The wood of *Pentaclethra macrophylla* (oil bean tree) was obtained from Egor and burned into charcoal at Egor village in Edo state. It was grinded to powder form. 2.4 kg of charcoal only in first treatment, 1.8 kg of charcoal and 2kg of sand in the second treatment, 1.2kg of charcoal and 4kg of sand in the third treatment, 0.6kg of charcoal and 6kg of sand into the fourth treatment and 8kg of sand only in the fifth treatment. The charcoal and sand were properly mixed together.

Treatment Preparation and Designation

There was a total of five treatments and six replicates; each of this was prepared in similar way except that the quantity of charcoal and sand was different in each treatment. The charcoal was obtained by burning the wood of *Pentaclethra macrophylla* Benth. (oil bean tree) in an enclosed system, then grinding it to a smooth powdered form.

Planting

The banana was planted from suckers. The suckers had fresh weight that ranges from 0.2 to 2.0 kg. The pseudostems (false root covering) were peeled out from the suckers before planting, to enable the growth of lateral meristems.

Husbandary

During the course of the experiment there was constant wetting and weeding of grasses. Care was taken to ensure that the soil was neither water logged nor the plant water starved.

Determination of Growth Parameters

Plant growth was determined by the following above ground and below ground morphological characteristics;

1. Number of Leaves, number of shoot sprout per corm, number of fibrous roots and number of primary branches: This was carried out by counting their numbers on the plants of each of the treatment.
2. Change in plant height and average length of root: These were determined using a ruler calibrated in centimeters. The ruler was placed vertically from the soil surface to the terminal bud of the plant and the measurement recorded. Root lengths were measured using a ruler calibrated in centimeters at the end of the study. The root length was determined by using a thread to trace the length of the root from the base of the stem to the tip of the root. Thereafter, the length of the thread was determined and recorded using meter rule.
3. Plant width, leaf width, leaf length and leaf breadth: this was carried out by measuring them with a meter rule calibrated at centimeter.
4. Foliar yield: the leaves of the banana plant were harvested after 60 days of planting and oven dried at 80°C for 72 hours. The weights were then taken and recorded.
5. Shoot-root ratio: the shoot of the banana plant was harvested and oven dried at 80°C for 72 hours, then weighed using a weighing balance and recorded. The banana root was harvested, washed, oven dried at 80°C for 72 hours, then weighed also. The root weight was subtracted from plant weight to get the shoot-root ratio.
6. Dry weight of the root and dry weight of the plant: the fresh plant samples were gathered and oven dried at 80°C for 72 hours and then weighed on a weighing balance. The weighing was carried out at 2 hours interval until a constant weight was obtained.
7. Number of necrotic and chlorotic leaves were counted in each plant and recorded.

Determination of Total Nitrogen

The plant samples were air dried, pulverized to fine powder, and stored in clean dried sample bottles. Thereafter, the samples were digested by weighing 0.2g of a finely ground plant sample into 30ml Kjeldahl flask. One tablet of Kjeldahl catalyst and 4.0ml of concentrated sulfuric acid (H_2SO_4) were added, the flask was carefully and properly shaken to ensure complete mixing. The flask was then placed on a Kjeldahl heater and digested for 45mins. Upon digestion, the mixture was clear and the flask was removed from the heater and allowed to cool. 10ml of distilled water was added and filtered with Whatman filter paper into a 100ml flask and made up with distilled water, to 100ml mark. The flask was properly labeled. The Colorimetric determination of total nitrogen was done by measuring 5ml of the filtrate from the digest and was transferred with the aid of a 10ml pipette into a 25ml standard flask. 2.5ml of the Alkaline Phenate was added and the solution shaken to mix properly. Then 1ml of Sodium Potassium Tartarate was added, shaken properly fol-

lowed by the addition 2.5ml of sodium hypochlorite. There after the solution was made up to the 25ml mark with distilled water and the absorbance of the resultant solution measured with the aid of UV/visible spectrophotometer, at 630nm. The Nitrogen standards were treated the same way with the sample.

Determination of Ammonium Nitrogen

The extraction of ammonium from plant sample was done by weighing 10g of the finely pulverized plant sample into a clean dried 250ml plastic bottle. Then 40ml of the extracting solution was added and the mixture shaken on orbital shaker for 30minutes after which it was carefully filter with the aid of a filter paper. The filtrate was stored in a clean, dry sample bottle to be used for ammonium nitrogen and nitrate nitrogen determination. The Colorimetric determination of ammonium nitrogen was also done by measuring 5ml of the filtrate which was immediately transferred with the aid of a 10ml pipette into a 25ml standard flask. 2.5ml of the Alkaline Phenate was added and the solution shaken to mix properly. Then 1ml of Sodium Potassium Tartarate was added, shaken properly followed by the addition 2.5ml of sodium hypochlorite. There after the solution was made up to the 25ml mark with distilled water and the absorbance of the resultant solution measured with the aid of UV/visible spectrophotometer, at 636nm. The Ammonium standards were treated the same way with the sample.

Determination of Nitrate Nitrogen

For the Determination of nitrate nitrogen, 10ml of the filtrate (from extraction of ammonium nitrogen) was transferred into a 50ml flask. Then 2ml of brucine was added and rapidly followed with addition of 10ml concentrated H₂SO₄. This solution was properly mixed and allowed to stand for 10mins, after which it was made up to 50ml mark with distilled water. The standard solutions were also treated same way. The absorbance of the

sample solution and standard solutions were measured with the aid of the UV/Visible Spectrophotometer, at 470nm.

Statistical Analysis

All data obtained in the research were subjected to one way analysis of variance using SPSS statistical package version 16. The means were separated using Duncan multiple range test. Necessary selected parameters were also accessed to the extent that a Pearson's correlation was conducted to establish possible significant relationship amongst any two parameters. The principal component analysis was also conducted where necessary to ascertain the possibility for stand out parameters towards the determination of the experimental goals. Hierarchical cluster was also performed wherein dendrogram was presented to show possible link or possible clustering amongst treatment for future genetic assessment. Box and whisker's plot were also presented for selected parameters to show percentiles and ranges, using media as a means of central tendency.

Results and Discussion

Morphological Characteristics

The results of the study relating to the above and below ground morphological characteristics have been represented on table one and table two respectively. there was an average of 2.33 shoot sprouts per comb in the plants sown in ch100 sn0, this did not significantly differ from the value obtained in Ch25 sn75 (5.67) (P>0.05) the implication been that the composition of charcoal to soil did not affect the number of sprouted shoots per corm or rhizome. Change in plant height was reportedly lowest in the 75-25 Charcoal-ultisol mix(10.50cm) compared to the 100-0 charcoal ultisol-mix(45.83 cm) generally there were different changes in plant height in the various charcoal ultisol-mix levels.

Table 1: Selected Above-Ground Morphological Characteristics of the Test Plant at 60 Days After Sowing

	No. of shoot sprouts per corm/rhizome	Plant height (cm)	Plant width (cm)	Leaf Number	Leaf length (cm)	Leaf breadth (cm)	Foliar yield (g/plant)	Plant dry wt. (g)	No of chlorotic leaf's	No of necrotic leaf's
Ch100%, Sn0%	2.33 ^a	45.83 ^d	2.83 ^a	14.33 ^b	16.67 ^d	7.33 ^b	29.15 ^d	71.65 ^d	3.00 ^a	3.33 ^a
Ch75%, Sn25%	3.00 ^a	4.50 ^a	2.27 ^a	2.33 ^a	2.60 ^a	3.17 ^a	8.55 ^a	14.48 ^a	1.33 ^a	2.33 ^a
Ch50%, Sn50%	4.00 ^a	31.83 ^c	2.83 ^a	14.33 ^b	11.53 ^c	4.53 ^a	23.54 ^c	54.21 ^c	2.33 ^a	2.33 ^a
Ch25%, Sn75%	5.67 ^a	23.83 ^b	3.50 ^a	10.67 ^b	9.10 ^b	4.27 ^a	16.03 ^b	46.11 ^b	3.33 ^a	3.00 ^a
Ch0%, Sn100%	3.00 ^a	34.83 ^c	2.67 ^a	14.00 ^b	12.17 ^c	5.83 ^a	20.51 ^c	51.45 ^b	2.00 ^a	3.00 ^a
P-value	0.293	0.00	0.717	0.010	0.00	0.035	0.00	0.00	0.316	0.785
Significance	P>0.05	P<0.01	P>0.05	P<0.05	P<0.01	P<0.05	P<0.01	P<0.01	P>0.05	P>0.05
Ch-charcoal fraction, Sn – Soil (ultisol) fraction										

Means with similarly alphabetic superscripts on the same column do not differ significantly from each other

Only two leaves were present at sixty days after sowing in 75-25 charcoal ultisol-mix, however in the 100-0, 50-50, 25-75 and 0-100 charcoal-ultisol mix respectively there were a range of between 10 and 14 leaves per plant. Foliar yield again was lowest in the 75-25 charcoal ultisol-mix (8.55 grams per plant) com-

pared to 29.15 grams per plant in the 100-0 charcoal ultisol-mix. The study shows that there were no significant differences in the number of leaves that showed both chlorotic and necrotic signs (P>0.05) (table 1).

Table 2: Selected Below-Ground Morphological Characteristics of the Test Plant at 60 Days After Sowing

	Av. length of root	No. of primary roots	No. primary branches per root	Dry wt. of root	Shoot-root ratio
Ch100%, Sn0%	8.933 ^b	17.00 ^b	20.00 ^c	20.85 ^c	54.47 ^d
Ch75%, Sn25%	5.167 ^a	12.00 ^a	21.40 ^c	13.10 ^a	11.72 ^a
Ch50%, Sn50%	8.167 ^b	15.00 ^a	22.80 ^c	15.32 ^{a&b}	40.22 ^c
Ch25%, Sn75%	11.233 ^c	33.67 ^d	4.83 ^a	12.76 ^a	34.67 ^b
Ch0%, Sn100%	8.833 ^b	27.00 ^c	13.97 ^b	17.30 ^b	33.15 ^b
P-value	0.000	0.000	0.000	0.001	0.000
Significance	P<0.01	P<0.01	P<0.01	P<0.01	P<0.01
Ch-charcoal fraction, Sn – Soil (ultisol) fraction					

Means with similarly alphabetic superscripts on the same column do not differ significantly from each other

The selected below ground morphological characteristics of the test plant at sixty days after sowing, there were between twelve and thirty three primary (fibrous) roots in the test plant. The plants with the highest number of roots were the one sown in the 25-75 charcoal ultisol-mix. Dry weight of roots was highest in the 100-0 charcoal ultisol-mix (20.85 grams) compared to 13.10 grams in the 75-25 charcoal ultisol-mix. Charcoal only had the highest values for change in plant height, leaf number, leaf length, leaf breadth, foliar yield and plant dry weight when compared to other treatments, meaning that treatment had a higher growth. This contradicts what Asai *et al.* reports, which stated that decreased growth is regularly reported with charcoal amendments when not associated with fertilizer additions [21]. Although, hydroquinone was introduced in this study, this may have been the reason for improved growth yield. Li *et al.* identified hydroquinone from *Podophyllum hexandrum*, as a growth

enhancer for wheat seedling growth [22]. It was concluded by that hydroquinone increased the morphological growth parameters of plants at low concentration.

Nitrogen Accumulation

At sixty days after planting nitrogen accumulation in the plant leaves was determined, result showed that there were significant changes in nitrate nitrogen accumulation in plants sown in the different level of charcoal ultisol-mix, the highest been obtained in the 75-25 charcoal ultisol-mix (9.76 × 10³ ppm of nitrate nitrogen and 2.44 × 10³ ppm of ammonia nitrogen) the question therefore arises why these plants with the highest nitrogen accumulation had low results when above ground morphological characteristics of the test plant at sixty days was accessed. As also presented in Table 3 total nitrogen ranged from 1.89-2.81% in all the treatments (p<0.05).

Table 3: N Accumulation into Plant Leaf

Samples	Nitrate nitrogen (x10 ³ ppm)	Ammonia nitrogen (x10 ³ ppm)	Total nitrogen (%)
Ch100%, Sn0%	4.90 ^a	1.71 ^c	2.8133 ^b
Ch75%, Sn25%	9.76 ^d	2.44 ^d	1.8900 ^a
Ch50%, Sn50%	6.35 ^b	1.16 ^b	2.6967 ^b
Ch25%, Sn75%	5.93 ^b	0.89 ^b	2.6000 ^b
Ch0%, Sn100%	8.90 ^c	0.46 ^a	1.8900 ^a
P-value	0.00	0.00	0.11
Significance	P<0.01	P<0.01	P<0.05
Ch-charcoal fraction, Sn – Soil (ultisol) fraction			

Means with similarly alphabetic superscripts on the same column do not differ significantly from each other

High accumulations of free NH₄⁺ in tissues are toxic because they dissipate pH gradients in the mitochondria and plastids [23]. This might explain why the banana in that 75-25 charcoal ultisol mix had low growth rate. As also presented in table 3 total nitrogen ranged from 1.89-2.81% in all the treatments (p<0.05). Accumulation of nitrate in plants can be limit growth if the rate of its uptake exceeds the rate of its reduction to ammonium [1, 24]. As suggested by McCall and Willumsen, high rates of nitrate application increase the plant nitrate content without increasing the yield [25]. Investigations have indicated that a high nitrate accumulation in plants results in nitrite production, which is converted into nitric oxide (NO) which, together with O₂⁻, could be rapidly catalyzed by nitrate reductase into peroxynitrite (ONOO⁻) which is highly toxic to plants [2, 26, 27]. Weerasur-

iya and Yogaratnam; Mensah and Ekeke reported, that decrease in growth of *Zea mays* with increase in charcoal concentration may be attributed to the supra-optimal concentration of nutrients in the plant [28, 29]. Lehmann *et al.* also observed that crops respond positively to charcoal additions and may show growth reductions at very high applications, this could also be another reason while ch 75-25 charcoal ultisol mix had a low growth [16, 18].

Percentage nitrate and ammonia nitrogen utilization by the plant was determined (Table 4) as presented, 58.96% of total nitrogen utilization by the plant was in the nitrate nitrogen form when the plant was sown in 75-25 charcoal ultisol-mix however, the lowest nitrate nitrogen utilization percent (17.77%) was obtained

in the 100-0 charcoal ultisol-mix. similarly, 15.1% of nitrogen utilization was attributed to ammonia nitrogen accumulation in the plants exposed to 75-25 charcoal ultisol-mix as compared to 3.22% in the 0-100 charcoal ultisol-mix ($P < 0.01$).

Table 4: Percentage Nitrate and Ammonia-N Utilization by Plant

PLANT SAMPLE	Nitrate nitrogen (%)	Ammonia nitrogen (%)
Ch100%, Sn0%	17.7705 ^a	5.5678 ^b
Ch75%, Sn25%	58.960 ^e	15.1990 ^c
Ch50%, Sn50%	31.4339 ^c	6.0922 ^b
Ch25%, Sn75%	25.6034 ^b	4.0766 ^a
Ch0%, Sn100%	51.7984 ^d	3.2243 ^a
p-value	0.000	0.000
Significance	$P < 0.01$	$P < 0.01$
Ch-charcoal fraction, Sn – Soil (ultisol) fraction		

Means with similarly alphabetic superscripts on the same column do not differ significantly from each other

Figure 1 eventually presented the efficiency index for nitrogen hyper accumulation by the plants, in this presentation when the index was greater than unity, it therefore implied that nitrogen was significantly hyper accumulated in the leaves as presented result showed that efficiency index ranged from 8.6-24.8 an indication that accumulation was significant but at different rates. The highest rate of hyper accumulation was reported in the plant sown in the 50-50 charcoal ultisol-mix (index = 24.88).

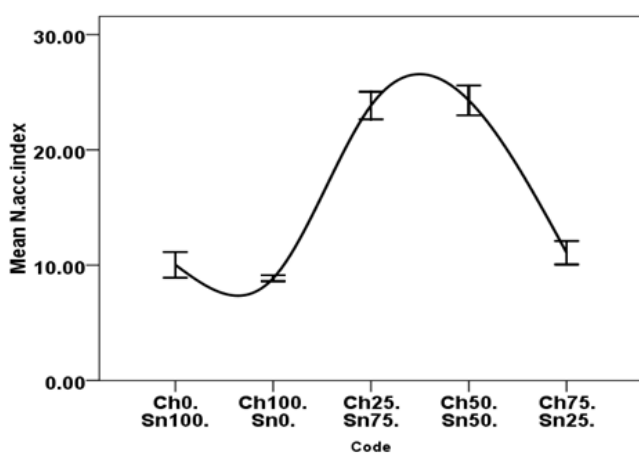


Figure 1: Efficiency Index for N-Hyperaccumulation by Plant. If index >1, then N was Significantly Hyperaccumulated. (Ch-charcoal fraction, Sn – Soil (ultisol) fraction)

Correlation of Selected Plant Growth and Yield Parameter

An attempt was made to correlate selected plant growth and yield parameter of the test plant on exposure to hydroquinone in the charcoal ultisol-mix. Result showed that plant height significantly correlated with leaf number ($R = 0.781$, $P < 0.01$) leaf length ($R = 0.98$, $P < 0.01$). These also included leaf number, leaf breadth, plant dry weight, average length of root, dry weight of shoot and dry weight of root. Result showed that foliar yields highly negatively correlated with total foliar nitrate nitrogen ($R = -0.79$, $P < 0.01$), the implication been that significant accumulation of nitrate nitrogen reduced foliar yield in the test plants on exposure to hydroquinone in the charcoal ultisol-mix. These negative correlation ship also existed between plant dry weight and nitrate nitrogen as well as the incidence of chlorosis and nitrate nitrogen. The question therefore, what is the implication of hydroquinone in nitrogen metabolism in plants? Study shows that hydroquinone not only inhibits the seed borne fungi but also has an effect in improving the growth of the plants and raise the yield comparing to the untreated treatments [12]. Because hydroquinone in this study was at low concentration, it ended up improving the growth of the plant. The literature revealed that hydroquinone is suppressive to plants but at the same time, it ameliorates growth of plants. bla et al results also showed a similar pattern of increased lettuce seed growth at lower concentrations and inhibition on higher concentrations.

Table 5: Correlation of Selected Plant Growth and Yield Parameter

	Plant height	Leaf Number	Leaf length	Leaf breadth	Foliar yield	Plant dry wt.	No of chlorotic leaf's	No of necrotic leaf's	Av length of root	No of primary roots	Dry wt of root	Nitrate N	Ammonia N
Plant height	1												
Leaf Number	0.781**	1											
Leaf length	0.98**	0.725**	1										
Leaf breadth	0.759**	0.578*	0.715**	1									
Foliar yield	0.961**	0.736**	0.959**	0.678**	1								
Plant dry wt.	0.976**	0.776**	0.952**	0.709**	0.959**	1							
No of chlorotic leaf's	0.381	0.487	0.407	0.205	0.429	0.472	1						
No of necrotic leaf's	0.251	0.352	0.221	0.244	0.122	0.242	0.17	1					
Av length of root	0.557*	0.502	0.542*	0.279	0.46	0.634*	0.584*	0.102	1				
No of primary roots	0.173	0.235	0.147	0.033	-0.02	0.205	0.292	0.168	0.811**	1			
Dry wt of root	0.782**	0.477	0.763**	0.813**	0.792**	0.73**	0.178	-0.06	0.154	-0.19*	1		
Nitrate N	-0.68**	-0.53**	-0.71*	-0.42	-0.73**	-0.79**	-0.600*	-0.22	-0.66	-0.17	-0.38	1	
Ammonia N	-0.49	-0.6**	-0.46	-0.22	-0.34	-0.48	-0.3	-0.19	-0.69**	-0.72**	-0.07	0.181	1
Total percentage N	0.508	0.262	0.538*	0.209	0.612*	0.588*	0.369	-0.19	0.542*	0.047	0.284	-0.80**	-0.03

** . Correlation is significant at the 0.01 level (2-tailed).
* . Correlation is significant at the 0.05 level (2-tailed).

Table 6: Rotated Component Matrix

	Rescaled Component	
	1	2
Nitrate.N	-0.995	-0.099
Total.perc.N	0.810	-0.040
Plant.dry.wt..	0.750	0.419
Foliar.yield..	0.708	0.285
Leaf.length.	0.669	0.403
Plant.height	0.644	0.434
No.of.chlorotic.leafs	0.580	0.249
Leaf.breadth.	0.402	0.188
Dry.wt..of.root	0.383	0.034
Plant.width..cm	0.279	0.134
No.of.necrotic.leafs	0.205	0.175

Ammonia.N	-0.083	-0.997
No..of.primary.roots	0.104	0.717
Av..length.of.root	0.596	0.639
Leaf.Number	0.476	0.563
No..primary.branches.per.root	-0.095	-0.504
No.of.shoot.sprouts.per.corm.rhizome	0.137	0.282

^aRotation converged in 3 iterations.
 Extraction Method: Principal Component Analysis.
 Rotation Method: Varimax with Kaiser Normalization.
 The matrix is not positive definite.

A principal component analysis was conducted to establish possible standout parameters in the realization of the research aims and objectives. As presented in table 6 in the rotated component matrixes of the selected parameters showed highly significant positive loadings of above 0.7 for nitrate nitrogen, total percentage nitrogen, plant dry weight and foliar nitrogen under rescaled component one but none in the rescaled component two, it is eventually suggested that rescaled component one could therefore be a possible factor that affected the outcome of the results. The implication of the results of the principal component analysis may just imply that nitrate nitrogen had a highly significant negative impact on the achievement of possible growth responses in the present studies which draw us back to the earlier question; does hydroquinone have a negative effect on nitrogen metabolism? On the basis of nitrogen accumulation, 75-25 charcoal ultisol mix had higher nitrogen accumulation but did badly in terms of above ground growth, although this study was only done within sixty days it is suggested therefore that perhaps if the plants was allowed to grow till maturity result might eventually differ (also see figure 2). Figure 3 shows the dendrogram for hierarchical cluster analysis of research data using the word method. It was observed that clusters were mostly formed within replicates but most importantly there was cluster formation between some replicates of the plant in 0-100 charcoal ultisol-mix and those in the 50-50 charcoal ultisol- mix. Figure 4 shows Box and Whisker plots for residual soil nitrogen at the end of the experiment, (sixty days after sowing) results showed that residual soil nitrogen in the 100-0 charcaol-ultisol mix was an average of 0.32% whereas total soil nitrogen in 0-100 charcoal ultisol-mix was an average of 0.19%.

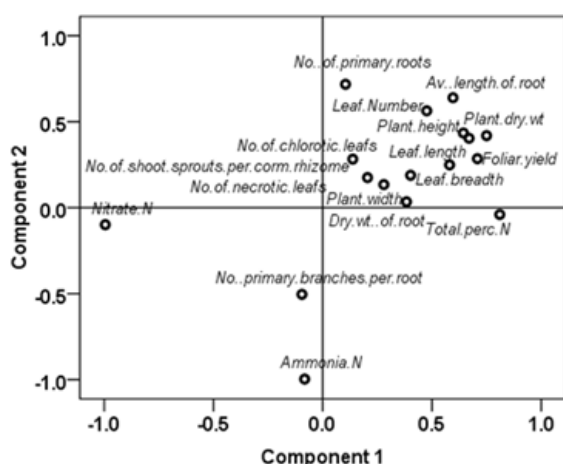


Figure 2: Component Plot in Rotated Space. The Matrix Is Not Positive Definite

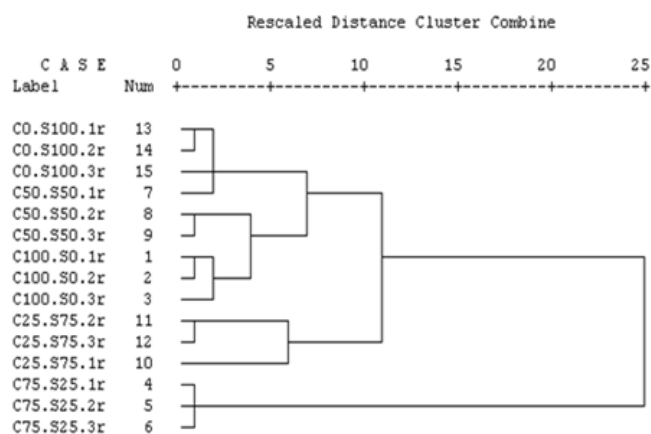


Figure 3: Dendrogram for Hierarchical Cluster Analyses of Research Data Using Ward Method

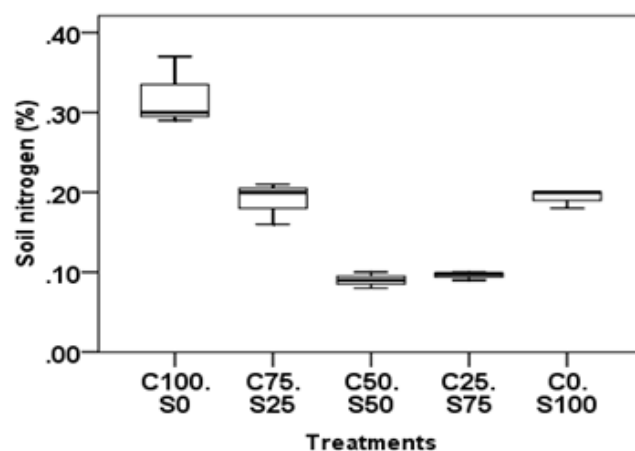


Figure 4: Box and Whisker Plots for Residual Soil Nitrogen at End of Experiment

Conclusion

The uptake of nitrogen by plants is critical for their growth and development. However, due to natural environmental variables, most plants are unable to access this nutrient. The key goal for improved agricultural growth is to see how these unforeseen effects might be eliminated. Plant growth and nitrogen accumulation in banana plants were measured following exposure to hydroquinone (a mutagen) in a charcoal-ultisol mix in this study. According to the findings, plants exposed to reduced charcoal fractions in the charcoal-ultisol combination had a considerable improvement in rooting development. This was also seen in the total dry weight of the plants. However, there were large ammonia nitrogen accumulations. Given that large levels of free

NH₄⁺ in tissues are phytotoxic, it is possible that this is one of the reasons why plants exposed to increased levels of charcoal in soils had slowed growth. While using charcoal to improve unfavourable soil conditions is beneficial to plant development, it should be done in moderation so as not to exacerbate the problems already present in the plants.

Acknowledgements

This is the outcome of a postgraduate research by Marychoice N. Ebinum supervised by B. Ikhajagbe. However, both authors are grateful for the mentorship of late Professor G.C. Mgbeze of the Department of Plant Biology and Biotechnology, University of Benin, Nigeria, who started this study. The study is dedicated to him.

Conflict of Interests

The authors declare no conflicts of interests

References

1. Ying-Hua, D., Ya-Li, Z., Qi-Rong, S., & Song-Wei, W. (2006). Nitrate effect on rice growth and nitrogen absorption and assimilation at different growth stages. *Pedosphere*, 16(6), 707-717.
2. Ohanmu, E. O., & Ikhajagbe, B. (2018). Effect of cadmium pollution on nitrogen assimilation and biomass accumulation of *Vigna unguiculata* L. *Asian Journal of Applied Sciences*, 11, 183-191.
3. McGregor, D. (2007). Hydroquinone: an evaluation of the human risks from its carcinogenic and mutagenic properties. *Critical reviews in toxicology*, 37(10), 887-914.
4. Ahloowalia, B. S., & Maluszynski, M. (2001). Induced mutations—A new paradigm in plant breeding. *Euphytica*, 118(2), 167-173.
5. Ikhajagbe, B., & Oshomoh, E. O. (2014). Influence of sodium azide on the germination success of *Vigna unguiculata* (TVU-3541 accession) exposed to water soluble fractions of waste engine oil. *Journal of Laboratory Science*, 2(1), 26-30.
6. Ikhajagbe, B., & Shittu, H. O. (2015). Effect of different concentration and exposure time of sodium azide on the growth and yield of glycine max sown in an oilpolluted soil. *UNIBEN J Sci Tech*, 3(1), 112-126.
7. Ballaré, C. L., Scopel, A. L., Stapleton, A. E., & Yanovsky, M. J. (1996). Solar ultraviolet-B radiation affects seedling emergence, DNA integrity, plant morphology, growth rate, and attractiveness to herbivore insects in *Datura ferox*. *Plant Physiology*, 112(1), 161-170.
8. Akhtar, A., Ansari, M. Y. K., Hisamuddin, A., & Robab, M. I. (2012). Induced variations in quantitative traits by EMS and SA treatments in *Linum usitatissimum* L. *Archives of Phytopathology and Plant Protection*, 45(6), 667-671.
9. Ikhajagbe, B., Odigie, U. E., Okoh, E. B., & Agho, E. E. (2013). Effects of sodium azide on the survival, growth and yield performance of rice (*Oryza sativa*, FARO-57 variety) in a hydrocarbon-polluted soil. *The International Journal of Biotechnology*, 2(1), 28-40.
10. DeCaprio, A. P. (1999). The toxicology of hydroquinone—relevance to occupational and environmental exposure. *Critical reviews in toxicology*, 29(3), 283-330.
11. Barkosky, R. R., Butler, J. L., & Einhellig, F. A. (1999). Mechanisms of hydroquinone-induced growth reduction in leafy spurge. *Journal of chemical ecology*, 25(7), 1611-1621.
12. Elwakil, M. A. (2003). Use of antioxidant hydroquinone in the control of seed-borne fungi of peanut with special reference to the production of good quality seed. *Plant Pathol. J*, 2, 75-79.
13. Keller, C. P., Barkosky, R. R., Seil, J. E., Mazurek, S. A., & Grundstad, M. L. (2008). The electrical response of *Phaseolus vulgaris* roots to abrupt exposure to hydroquinone. *Plant Signaling & Behavior*, 3(9), 633-640.
14. Kamran, M., Khan, A. L., Ali, L., Hussain, J., Waqas, M., Al-Harrasi, A., ... & Lee, I. J. (2017). Hydroquinone; a novel bioactive compound from plant-derived smoke can cue seed germination of lettuce. *Frontiers in chemistry*, 5, 30.
15. Glaser, B., Lehmann, J., & Zech, W. (2002). Ameliorating physical and chemical properties of highly weathered soils in the tropics with charcoal—a review. *Biology and fertility of soils*, 35(4), 219-230.
16. Lehmann, J., Gaunt, J., & Rondon, M. (2006). Bio-char sequestration in terrestrial ecosystems—a review. *Mitigation and adaptation strategies for global change*, 11(2), 403-427.
17. Laird, D. A., Fleming, P., Davis, D. D., Horton, R., Wang, B., & Karlen, D. L. (2010). Impact of biochar amendments on the quality of a typical Midwestern agricultural soil. *Geoderma*, 158(3-4), 443-449.
18. Lehmann, J., Rillig, M. C., Thies, J., Masiello, C. A., Hockaday, W. C., & Crowley, D. (2011). Biochar effects on soil biota—a review. *Soil biology and biochemistry*, 43(9), 1812-1836.
19. Rajkovich, S., Enders, A., Hanley, K., Hyland, C., Zimmerman, A. R., & Lehmann, J. (2012). Corn growth and nitrogen nutrition after additions of biochars with varying properties to a temperate soil. *Biology and Fertility of Soils*, 48(3), 271-284.
20. Tryon, E. H. (1948). Effect of charcoal on certain physical, chemical, and biological properties of forest soils. *Ecological Monographs*, 18(1), 81-115.
21. Asai, H., Samson, B. K., Stephan, H. M., Songyikhangsuthor, K., Homma, K., Kiyono, Y., ... & Horie, T. (2009). Biochar amendment techniques for upland rice production in Northern Laos: 1. Soil physical properties, leaf SPAD and grain yield. *Field crops research*, 111(1-2), 81-84.
22. Li, M. F., Li, W., Yang, D. L., & Sun, P. (2009). The dormancy mechanism and bioactivity of hydroquinone extracted from *Podophyllum hexandrum* Royle seed. *Electr J Biol*, 5, 11-16.
23. Epsteine, E., & Bloom, A. J. (2005). Mineral nutrition of plants: principles and perspectives 2nd ed.
24. Ancheng, L., Jianming, X., & Xiaoe, Y. (1993). Effect of nitrogen (NH₄ NO₃) supply on absorption of ammonium and nitrate by conventional and hybrid rice during reproductive growth. *Plant and soil*, 155(1), 395-398.
25. McCall, D., & Willumsen, J. (1998). Effects of nitrate, ammonium and chloride application on the yield and nitrate content of soil-grown lettuce. *The Journal of Horticultural Science and Biotechnology*, 73(5), 698-703.
26. Anjana, S. U., & Iqbal, M. (2007). Nitrate accumulation in plants, factors affecting the process, and human health

-
- implications. A review. *Agronomy for sustainable development*, 27(1), 45-57.
27. Ohanmu, E. O., Ikhajiagbe, B., & Edegbai, B. O. (2018). Nitrogen distribution pattern of African yam bean (*Sphenostylis stenocarpa*) exposed to cadmium stress. *Journal of Applied Sciences and Environmental Management*, 22(7), 1053-1057.
28. Weerasuriya, S. M., & Yogaratnam, N. (1989). Effects of potassium and magnesium on leaf and bark nutrient contents of young *Hevea brasiliensis*. *J Rubb Res Inst, Sri Lanka*, 69, 1-20.
29. Mensah, I. S., & Ekeke, C. (2016). Effects of Albizia Zygia Charcoal on The Growth and Performance of Maize (*Zea Mays L.*). *European Journal of Physical and Agricultural Sciences* Vol, 4(2), 1-9.

Copyright: ©2022 Beckley Ikhajiagbe. This is an open-access article distributed under the terms of the Creative Commons Attribution License, which permits unrestricted use, distribution, and reproduction in any medium, provided the original author and source are credited.