ISSN: 2997-3694

Review Article

Current Research in Environmental Science and Ecology Letters

Global Warming Caused by the Bond Effect

Paul T E Cusack*

BScE (Civil), Canada

***Corresponding Author**
Paul T E Cusack, BScE (Civil), Canada

Submitted: 2026, Jul 13 **Accepted:** 2026, Oct 20; **Published:** 2026, Nov 30

Citation: Cusack, P. T. E. (2026). Global Warming Caused by the Bond Effect. *Curr Res Env Sci Eco Letters, 3*(1), 01-03.

Abstract

I asserted that Earth was at a tipping point for climate change, thought to be caused by CO_2 and Methane. In truth, it is a natural cycle of the Earth that has 300-year drought every 4200 years. (314 years every 4.118 years) It would have begun in 1918. It will run until 2232 AD -another 206 years. Humanity must plan for mass migration, drought, city abandonment, and starvation. Global Warming that we are experiencing now is not due to CO_2; it is a natural cycle of the Earth dependent upon North Atlantic Ocean Temperatures. The archaeological record shows that there is a severe drought that lasts about 300 years that occurs every 4.2 kiloyears. It causes the climate to change every 4200 years; the last one began in 2200 BCE. It depends on the temperature of the North Atlantic Ocean, which has a 1500-year cycle. We are due a drought starting in 2000 AD. The drought that began around 2000 will last 314 years. People will starve; there will be mass migration and extreme flooding.

1. Introduction

Drought Begins in the Geologic Record = 2200BCE
Occurs every 4.2 kiloyears
Temperature changes in the North Atlantic every 1500 years

$\chi \cdot 2\pi = 1500$
$\chi = 4.188 \approx 4.2$ kiloyears

Drought lasts 313 years$\approx\pi$
2200-314=1886

$E = e18.86 = 6.59 \approx 66 = 1/1516 = n_1$

Tefloon Ether

$\sin \theta = 1.314/1.516$
$\theta = t\ 60.0°$

GMP: $E = 0.671$
Ln 1500 = 0.731
0.731 - 0.671 = 0.1666 = 1/6 = 60°
sin 4.188 = 731 = Ln 1500
$t = M$
sin 4200 = *Ln* 1500
1.5^2 - 1.5 -1 = -0.25 *GMP* 0≤t≤1
ΔE = -1-(-1.25) = -0.25
$0.659 – 0.731 = 72 = 2Mc^2 = PE + KE + s = 36 + 18 + 18 = 72$
1/72 = 1388
GMP: $E = 1/0.9859 = 1/3.14^2$
3.14 x 63.212% = 1.9858 = 0.503 = *E when t* = 3 *y* = *y'*
$\pi^2 - \pi - 1 = 1 = E$
0.1 + *sin* 4.188 = 173 = √3
$\sqrt{3}^2 - \sqrt{3} - 1 = 0.267$
$0.618 + \pi = 375 = 1/2.67$

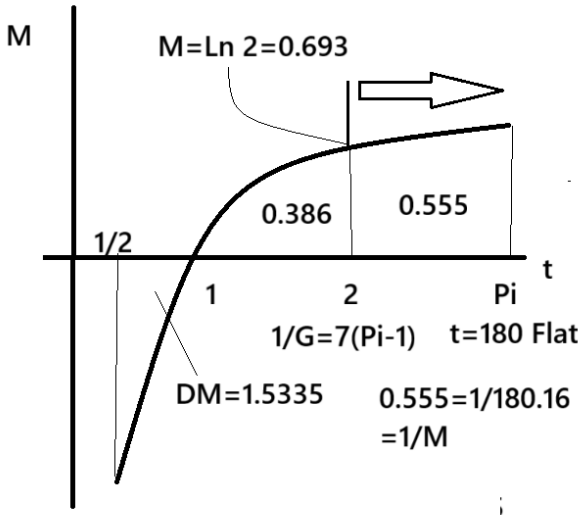

Figure 1: The Mass-Time Plot Foundational

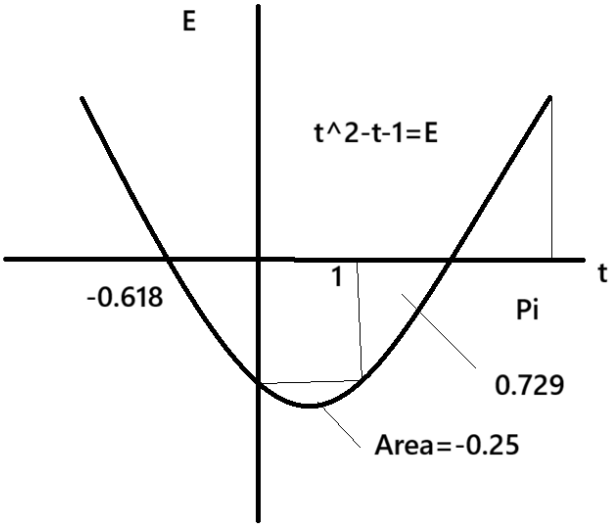

Figure 2: The Golden Mean Parabola

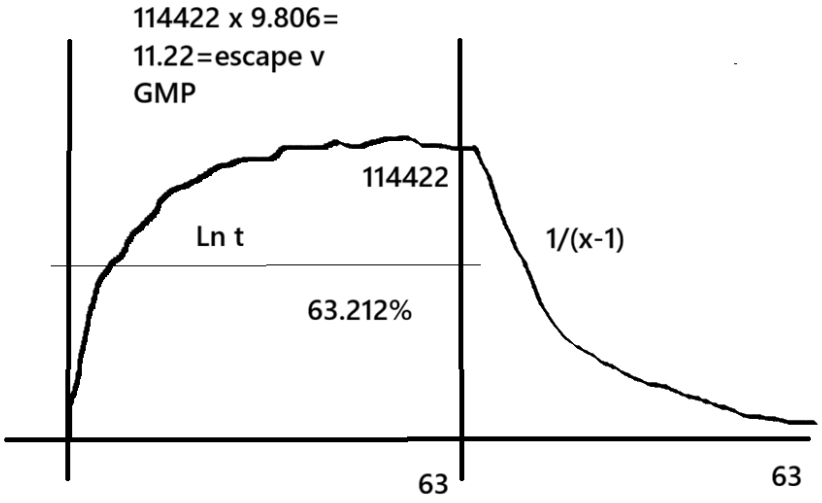

Figure 3: Charging and Discharging

1.1. Chat GTP

Yes - 1918 did experience notable climate anomalies, though they were not as globally dramatic as some later events. The main one was linked to the El Niño–Southern Oscillation (ENSO) cycle.

- **1918–1919 El Niño Event**

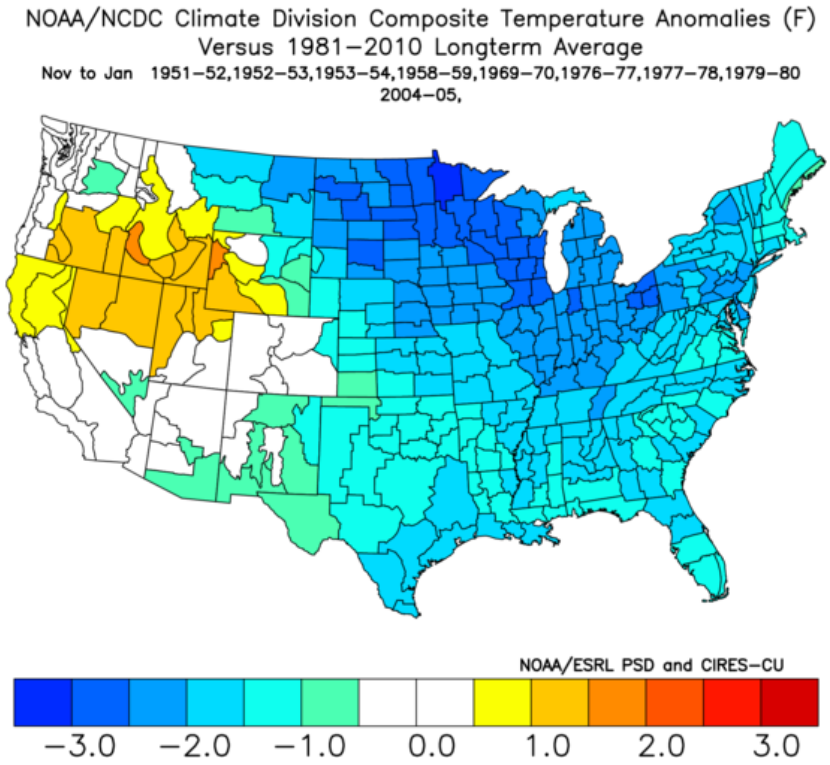

Figure 4: Climate Records Indicate a Moderate to Strong El Niño Developed in 1918 and Persisted into 1919

Typical global effects appeared:

- Drought in parts of India and Australia
- Warmer Pacific Ocean temperatures
- Disrupted monsoon patterns in South Asia
- Weather irregularities across the tropics

ENSO events often cause food shortages and disease vulnerability and some historians think the 1918 influenza pandemic's spread and mortality may have been worsened by climate-related crop failures and malnutrition (not a direct cause, but a contributing stressor).

- **Northern Hemisphere Winter Extremes**

Some regional anomalies were also noted:

- Parts of Europe experienced unusual cold spells during the final WWI winter
- Sections of the United States had abnormal precipitation patterns
- North Atlantic pressure patterns fluctuated, affecting storm tracks

These were tied to natural atmospheric oscillations rather than a single global forcing event.

- **Volcanic Forcing?**

No major eruption occurred in 1918, but the climate system was still recovering from earlier eruptions like Novarupta (1912), which had injected aerosols into the stratosphere and slightly cooled global temperatures earlier in the decade.

- **Summary**

Yes 1918 had a **significant El Niño-driven anomaly**
Regional droughts and winter irregularities occurred
No single catastrophic global climate event, but noticeable variability [1].

References

1. Hourly History. Akkadian Empire: A History from Beginning to End. 2018.

Copyright: ©2026 Paul T E Cusack. This is an open-access article distributed under the terms of the Creative Commons Attribution License, which permits unrestricted use, distribution, and reproduction in any medium, provided the original author and source are credited.