

## Environmental Food and Cognitive Enrichment: A Study of Well-Being for Large Captive Felids at the Zoo of Goiânia

Marina Cronemberger Rangel<sup>1</sup>, Nelson Jorge da Silva Jr<sup>2</sup>

<sup>1</sup>Pontifícia Universidade Católica de Goiás - Brasil.

<sup>2</sup>Pontifícia Universidade Católica de Goiás - Brasil.

### Corresponding author

Marina Cronemberger Range, Pontifícia Universidade Católica de Goiás - Brasil

Submitted: 15 May 2022; Accepted: 20 May 2022; Published: 23 Jun 2022

**Citation:** Marina Cronemberger Rangel\*, Nelson Jorge da Silva Jr. (2022). Environmental Food and Cognitive Enrichment: A Study of Well-Being for Large Captive Felids at the Zoo of Goiânia. *J Vet Heal Sci*, 3(2), 178-189.

### Abstract

#### **Environmental food and cognitive enrichment: a study of well-being for large captive cats at the Zoo of Goiânia**

In order to promote research and conservation of species, zoos tend to promote the modernization of this system, such as the insertion of larger and adequate enclosures, environmental enrichments, and above all the conservation of species. The main objectives of this work were: to promote environmental food and cognitive enrichment for big cats, in addition to discussing the validity of this enrichment model. The study animals were 12 animals: four tigers (*Panthera tigris*), three puma (*Puma concolor*), three jaguars (*Panthera onca*) and two lions (*Panthera leo*). We used a basic ethogram for the analysis of behaviors, in which there was an analysis of specific behavior: rhythm and inactivity. With the focal animal observation method, and using the "surprise box" enrichment method, which consisted of pieces of meat inside cardboard boxes, the statistical results obtained indicated that enrichment increased social, rest and physiological behavior, and slowed down and downtime. Each species reacted in a specific way to enrichments, with better results being noticed with the *Panthera onca* group, followed by the *Panthera leo*, *Panthera tigris* and *Puma concolor* group, respectively. The theory of the use of environmental enrichment was proven and compared with other works similar to this one.

**Keywords:** Environmental Enrichment, Environmental Sciences, Health, Felines, Well-Being, Zoo, Urban Park

### Introduction

The concept of zoos in modern times has been questioned and rethought worldwide. Taking into account that zoos have existed for thousands of years, coming from a history of use by royalty and nobles, with the sole purpose of showing collections of exotic animals and no concern for the welfare of these animals, with the use of a concrete enclosure and iron bars, with no areas for the animal to hide or isolate itself from visitation, this type of zoo management no longer exists. The existence of collections of wild animals in captivity for exclusive public entertainment is no longer supported, either ethically or morally [1].

In order to mainly promote research and conservation of species, modern zoos tend to promote a modernization of this system. With the insertion of enclosures as close as possible to the reality of the animal, environmental enrichment appropriate to each species, correct training of zoo staff for better handling of captive animals, and especially the conservation of species.

The proposal for environmental enrichment for animals in captivity is a modern proposal for zoos, which consists of creating a more complex and interactive environment for animals, promoting challenges and novelties that simulate situations that would occur in nature, offering an opportunity of choice to the animal kept in

captivity. This allows the expression of natural and species-specific behaviours.

The present work evaluates the proposal for environmental enrichment, which consists of structural change and improvement of the enclosures, in addition to the management of animals, always aiming to improve the quality of life for the large captive cats in the Parque Zoológico de Goiânia (PZG). It was carried out from January 2018 to June 2019, for the analysis of well-being and influence of behaviours in a direct relationship to improve human exposure, as one of the fundamental playful attributions of a zoo.

### Material and Methods

#### Study area

The Zoological Park of Goiânia has been inserted in an urban area since the beginning of the construction of the city of Goiânia, being one of the first public green parks in the city, known as Parque Lago das Rosas.

#### Focal Animals

The animals studied for this work are composed of 12 large cats, being tigers, of which two males (Kael and Tigrão) and two females (Paula and Paola) (*Panthera tigris*), sussuaranas, of which two males (Gordão and Macho) and a female (Tronchinha) (*Puma*

---

*concolor*), jaguars, of which two males (Pacato and Tony) and a female (Juma) (*Panthera onca*) and lions, of which a female (Ana) and a male (Lailos) (*Panthera leo*).

## Food

The big cats are fed six times a week at the Parque Zoológico de Goiânia, from Monday to Saturday, once a day, always at 1:30 pm. There was no change in the amount of food offered during work.

## Methodological Processes

### Enrichment Method

Surprise box - Pieces of meat (supplied by the zoo) were inserted into cardboard boxes, thus stimulating foraging, with cognitive enrichment for animals to solve the problem of opening the box and obtaining food, and food enrichment for modifying the way of providing the meal.

### Behaviour Analysis

For the behavioral analysis, the focal animal observation method (Focal Sampling) was used, this method consists of sampling the behaviors of one individual at a time, for a standardized period of time. For such analysis, an ethogram table was used [2]. Only those that would be most relevant for the analysis of improved well-being in relation to environmental enrichment were selected: rest / stopped (RP), olfactory (EO), social (S), stereotyped (EC) and physiological (F).

The observation took place on alternate days, counting four days a week, from Monday to Thursday, with only one species being observed per day and alternating their order per week. In the month, therefore, 16 observations were made. As each species was observed only once a week, in the month each species was analyzed four times. The first two months were for observation before enrichment, followed by two months of enrichment, and ending with two months after withdrawal of environmental enrichment. In the end totaling six months of observations from all the felids.

### Data Analysis

The analyses were performed with the aid of the statistical package SPSS, 23. The distribution of the couples according to the groups of felines was carried out by means of absolute (n) and relative (%) frequency using the Posthoc Chi-square test. The normality of the data was verified using the Shapiro-Wilk test. The evolution of behaviours according to the species and groups of cats was tested using the Friedman test followed by the Posthoc analysis by Nemenyi. The analysis of the canonical discriminating function was used in order to verify which of the behaviours had the greatest contribution in the investigation of environmental enrichment. The analysis of the factor variance (ANOVA-Factorial) was also carried out using a Generalized Linear Model (MLG) with the behaviours that had the greatest contribution in the analysis of

the discriminant function. Significant comparisons were followed by Tukey's multiple comparisons analysis. In all analyses, a significance level of 5% ( $p < 0.05$ ) was adopted.

## Ethical Aspects

This project was submitted and authorized by the Ethics Committee on the Use of Animals of PUC Goiás (CEUA), document n° 7339180418, for the analysis of the big cats in the Parque Zoológico de Goiânia.

## Results

It was proved that in all groups there were significant changes in social behavior (S). Regarding the *Panthera leo* group, it is noted that in the 'before' ( $0.00 \pm 0.00$ ) and 'after' ( $0.00 \pm 0.00$ ) phase of enrichment, no social behaviours were recorded, which consist of interaction of the animal with the box, only in the 'during' phase ( $1.63 \pm 1.02$ ) was expressed and analysed. Still regarding the *Panthera leo* group, it is evident that the olfactory exploration (EO) behaviour also had a significant value, in which it obtained a greater expression of the behaviour in the 'during' phase ( $1.75 \pm 1.06$ ) and that in the 'after' phase this increase was slightly reduced ( $0.81 \pm 0.83$ ), but remains more expressive than in the 'before' phase ( $0.25 \pm 0.45$ ) (Table 1).

Significant changes were also evidenced with the Friedman test in the olfactory exploration (EO) behaviour in the 'before', 'during' and 'after' for the species *Panthera leo*, *Panthera onca* and *Puma concolor*, which obtained greater exploration stimulus due to enrichment. It is important to note that the exploitation of the enclosure by the felines was already verified, however with the stimuli these explorations became more evident and frequent (Table 1).

With the *Panthera onca* group, significant changes were observed in relation to various behaviours, in this case: vocalization (V) ( $p = 0.05$ ), olfactory exploration (OF) ( $p < 0.001$ ), agonism (A) ( $p = 0.05$ ), social (S) ( $p < 0.001$ ), stereotyped (CE) ( $p = 0.01$ ) and physiological (F) ( $p = 0.003$ ) behaviour. These results show us that the *Panthera onca* group was the most beneficially influenced by enrichments, as these observed changes indicate a change in behaviors for greater well-being, expression of natural behaviours and, consequently, the quality of life of the animal (Table 1).

For the *Panthera tigris* group, significant changes were found in physiological actions (F) ( $p = 0.01$ ) and in social behaviour (S) ( $p < 0.001$ ). In relation to social behaviour, in the 'before' some frequencies of behaviour expressions are observed ( $0.06 \pm 0.25$ ), however in the 'during' ( $0.75 \pm 0.95$ ) a greater expression is already noticed, and in the after enrichment ( $0.00 \pm 0.00$ ) this behaviour is no longer evident (Table 1).

**Table 1: Result of the Evolution of Behaviours Before, During and After Environmental Enrichment**

	Environmental Enrichment Before During After			z	p*
<b><i>Panthera leo</i> RP</b>	2,38 ± 2,36	1,75 ± 1,69	1,31 ± 1,78	1,68	0,43
V	0,38 ± 0,89	0,44 ± 0,51	0,63 ± 0,89	2,00	0,37
EO	0,25 ± 0,45	1,75 ± 1,06	0,81 ± 0,83	17,42	<b>&lt;0,001</b>
D	0,00 ± 0,00	0,00 ± 0,00	0,13 ± 0,34	4,00	0,13
A	0,06 ± 0,25	0,13 ± 0,34	0,00 ± 0,00	2,00	0,36
S	0,00 ± 0,00	1,63 ± 1,02	0,00 ± 0,00	28,00	<b>&lt;0,001</b>
CE	1,19 ± 2,01	1,00 ± 1,63	1,69 ± 1,45	2,31	0,31
F	0,94 ± 1,18	1,75 ± 1,00	1,94 ± 1,06	4,36	0,11
<b><i>Panthera onca</i> RP</b>	1,79 ± 1,93	0,96 ± 1,40	1,58 ± 1,35	3,54	0,17
V	0,38 ± 1,13	0,00 ± 0,00	0,00 ± 0,00	6,00	0,05
EO	0,75 ± 1,48	1,83 ± 1,20	1,63 ± 1,10	16,12	<b>&lt;0,001</b>
D	0,29 ± 0,55	0,25 ± 0,53	0,21 ± 0,41	0,18	0,91
A	0,00 ± 0,00	0,00 ± 0,00	0,13 ± 0,34	6,00	0,05
S	0,25 ± 0,53	2,63 ± 1,28	0,42 ± 0,65	34,71	<b>&lt;0,001</b>
CE	1,04 ± 1,81	0,29 ± 0,86	0,29 ± 0,81	8,38	<b>0,01</b>
F	1,29 ± 1,49	2,38 ± 0,92	2,58 ± 1,44	11,73	<b>0,003</b>
<b><i>Panthera tigris</i> RP</b>	1,41 ± 2,05	1,09 ± 1,71	1,00 ± 1,24	0,10	0,95
V	0,06 ± 0,25	0,00 ± 0,00	0,03 ± 0,18	2,00	0,37
EO	0,88 ± 1,10	1,50 ± 1,19	1,22 ± 1,04	3,55	0,17
D	0,19 ± 0,40	0,25 ± 0,67	0,31 ± 0,78	0,05	0,97
A	0,00 ± 0,00	0,00 ± 0,00	0,03 ± 0,18	2,00	0,36
S	0,06 ± 0,25	0,75 ± 0,95	0,00 ± 0,00	26,00	<b>&lt;0,001</b>
CE	1,22 ± 1,60	1,69 ± 2,31	1,09 ± 1,63	0,46	0,79
F	1,44 ± 1,52	1,69 ± 1,73	2,56 ± 1,48	13,57	<b>0,001</b>
<b><i>Puma concolor</i> RP</b>	2,29 ± 2,39	1,00 ± 1,18	1,79 ± 1,53	2,29	0,31
V	0,00 ± 0,00	0,00 ± 0,00	0,00 ± 0,00		na
EO	0,50 ± 0,93	2,21 ± 1,41	1,33 ± 1,09	24,10	<b>&lt;0,001</b>
D	0,04 ± 0,20	0,08 ± 0,41	0,08 ± 0,41	0,01	1,00
A	0,00 ± 0,00	0,00 ± 0,00	0,00 ± 0,00		na
S	0,00 ± 0,00	0,54 ± 0,98	0,42 ± 1,14	7,40	<b>0,02</b>
CE	0,33 ± 1,01	0,75 ± 1,54	0,00 ± 0,00	5,42	0,06
F	1,42 ± 1,44	1,38 ± 1,66	1,83 ± 1,17	2,31	0,31

In contrast, with the *Puma concolor* group there were two behaviours that were not expressed in any phase (na), which was vocalization (V) and agonism (A). However, it is evident that there was an improvement with results for the olfactory (EO) ( $p < 0.001$ ) and social (S) ( $p = 0.02$ ) behaviours. For EO it is shown in the table that in the 'before' ( $0.50 \pm 0.93$ ) there were already explorations of the enclosure, in the 'during' ( $2.21 \pm 1.41$ ) with the application of the surprise box an increase is shown of this exploitation, already in the 'after' ( $1.33 \pm 1.09$ ) it is noted that the exploitation continues to be carried out by the *sussuaranas*, however relatively less than in the previous phase (Table

1). As for the social behaviour (S) of the *Puma concolor* group, in the 'before' period ( $0.00 \pm 0.00$ ) there is no expression of behaviour, only in the 'during' ( $0.54 \pm 0.98$ ) and in the 'after' ( $0.42 \pm 1.14$ ) (Table 1).

According to the contribution of each behaviour and which were more relevant to the analysis, it was verified with the analysis of the coefficient of the discriminant function that the social behaviour (S) (0.84) obtained the most significant result and had the greatest contribution to behaviour analysis, followed by rest / stopped (PR) (0.49) and stereotyped behaviour (EC) (0.49), respectively (Table 2).

**Table 2: Description of the Contribution of Each Variable to the Canonical Discriminant Function Analysis Model**

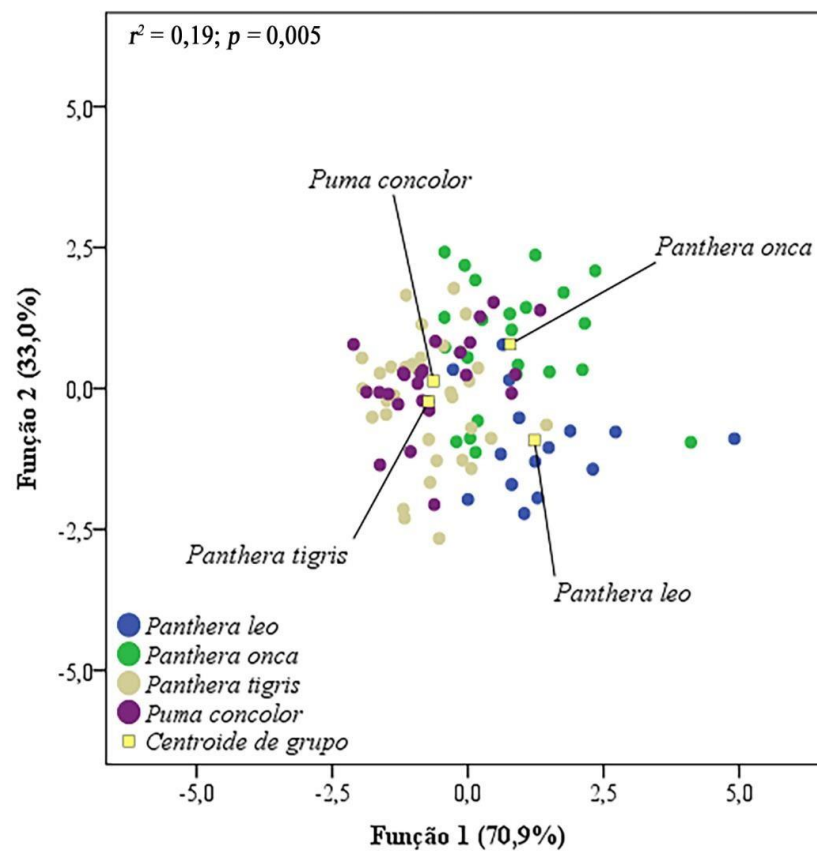
	Discriminant function coefficients
S	0,84
RP	0,49
CE	0,49
V	0,41
A	0,32
EO	0,12
F	0,09
D	0,07

PR: rest / stopped, V: vocalization, EO: olfactory exploration, D: demarcation, A: agonism, S: social, CE: stereotyped behaviour, F: physiological.

From the analysis of the discriminant function, it was found that the 1st axis of the function was able to explain 70.9% of the variation, while the second axis 33.0%. There was a significant separation in the scores associated with the different groups. Regarding the 1st axis of the discriminant function, it was found that the groups *Panthera onca* and *Panthera leo*, have an inverse relationship between the groups *Puma concolor* and *Panthera tigris*. Those who were closest, such as

*Puma concolor* and *Panthera tigris*, had the most similar behaviours, differently for *Panthera onca* and *Panthera leo* indicated by the groups' centroids.

The total adjustment of the discriminant model, that is, the percentage of variation found in the behaviours of the groups explained was 19% (Figure 1).



**Figure 1:** Scatter Plot Generated From the Canonical Discriminant Function Analysis Scores  
 Source: RANGEL, 2020

Regarding the variable social behaviour (S), it was found that in all species of felines different behaviours were observed from each other, that is, each species presented a different pattern in relation to social behaviour. Regarding the p of the origin of environmental

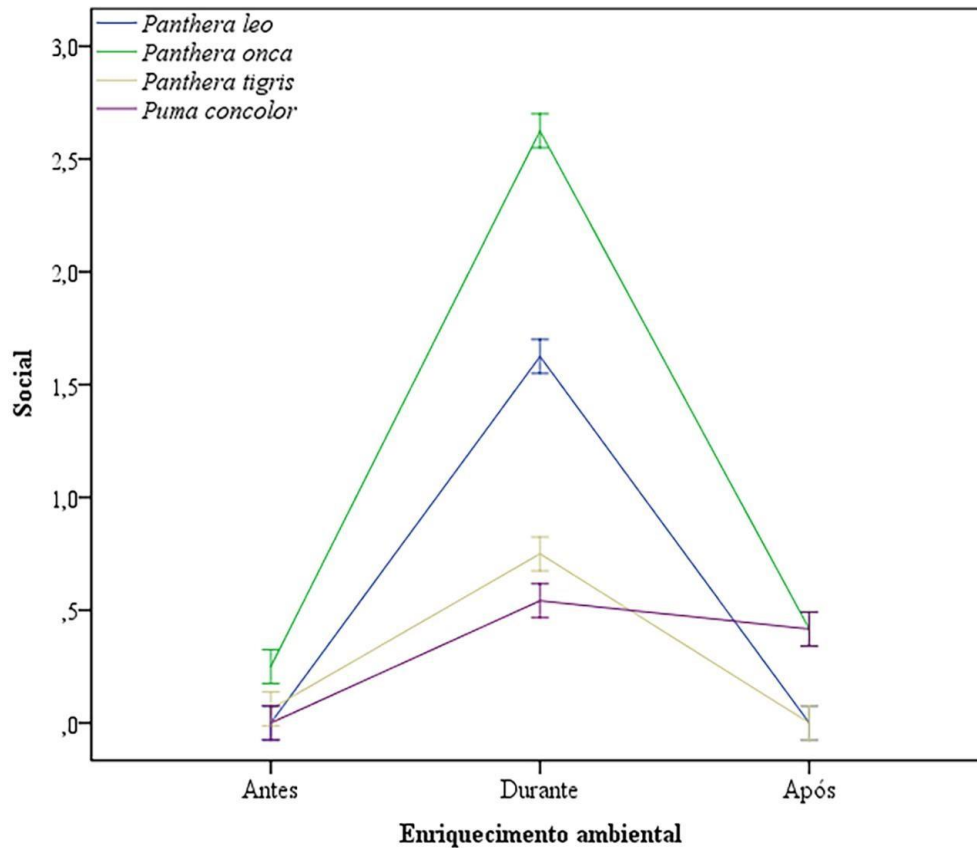
enrichment, it is observed that there is a significant variation, while the comparison of the groups in relation to environmental enrichment indicates that the effect was not similar in the four groups (Table 3).

**Table 3: Result of the Analysis of the Factorial Variance (ANOVA-Factorial) from a Generalized Linear Model (MLG) Using Social Behaviours as a Response Variable**

Source	$r^2$	gl	Medium Square	F	p
Groups	0,51	3,00	10,94	19,94	<0,001
Environmental enrichment		2,00	46,86	85,43	<0,001
Groups * Environmental enrichment		6,00	6,60	12,04	<0,001
Dependent variable: Social behaviour					

A significant difference in social behaviour (S) was found when comparing the 'before', 'during' and 'after' of all species. A pattern is observed for the 'during' increase groups, and all have

practically had a drop in 'after' behaviour expression. With the exception of *Puma concolor* which obtained an absence of variation from 'during' to 'after' (Figure 2).



**Figure 2: Social Behaviours Before, During and After Environmental Enrichment in the Four Groups of Cats in the PZG**  
 Source: Rangel, 2020

In relation to the variable stereotyped behaviour (EC), a significant difference from the stereotyped behavior was found with the relation of origin of the groups, with the comparison ‘before’,

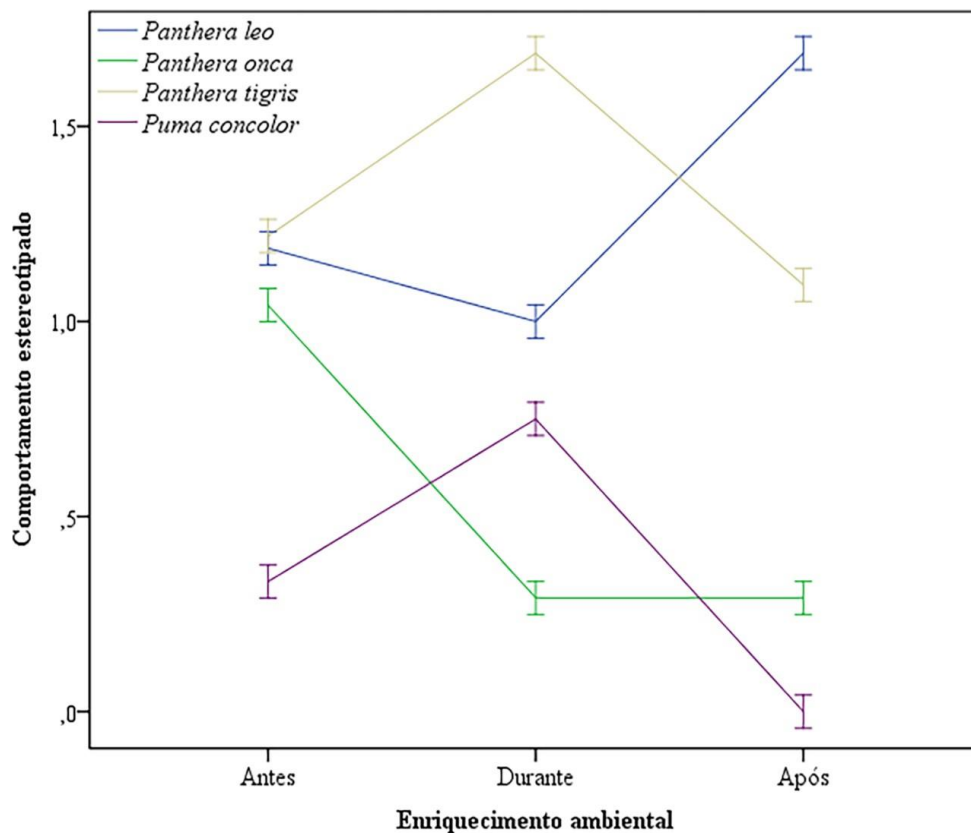
‘during’ and ‘after’. There were no significant differences in relation to environmental enrichment, and the relationship between groups and environmental enrichment (Table 4).

**Table 4: Result of the Analysis of the Factorial Variance (ANOVA-Factorial) from a Generalized Linear Model (MLG) Using the Stereotyped Behaviours as a Response Variable**

Source	$r^2$	gl	Medium Square	F	p
Groups		3,00	18,49	7,93	0,00
Environmental enrichment	0,11	2,00	0,88	0,38	0,69
Groups * Environmental enrichment		6,00	3,67	1,57	0,16
Dependent variable: stereotyped behavior					

It was found that the relationship of stereotyped behaviour is different for each group. The *Panthera tigris* and *Puma concolor* groups were seen with a large increase in stereotyped behaviour from ‘before’ to ‘during’, and a drop ‘after’ enrichment. In the *Panthera leo* group, the stereotyped behaviour had a slight drop from ‘before’ to ‘during’, and soon ‘after’ the withdrawal of enrichment shows a great increase in this behaviour.

Finally, *Panthera jaguar* has a decrease in stereotyped behaviour until ‘during’, however after the withdrawal of enrichment it is kept stable (Figure 3).



**Figure 3: Line Graph Showing the Result of Stereotyped Behaviours Before, During and After Environmental Enrichment in the Four Groups**

Source: Rangel, 2020

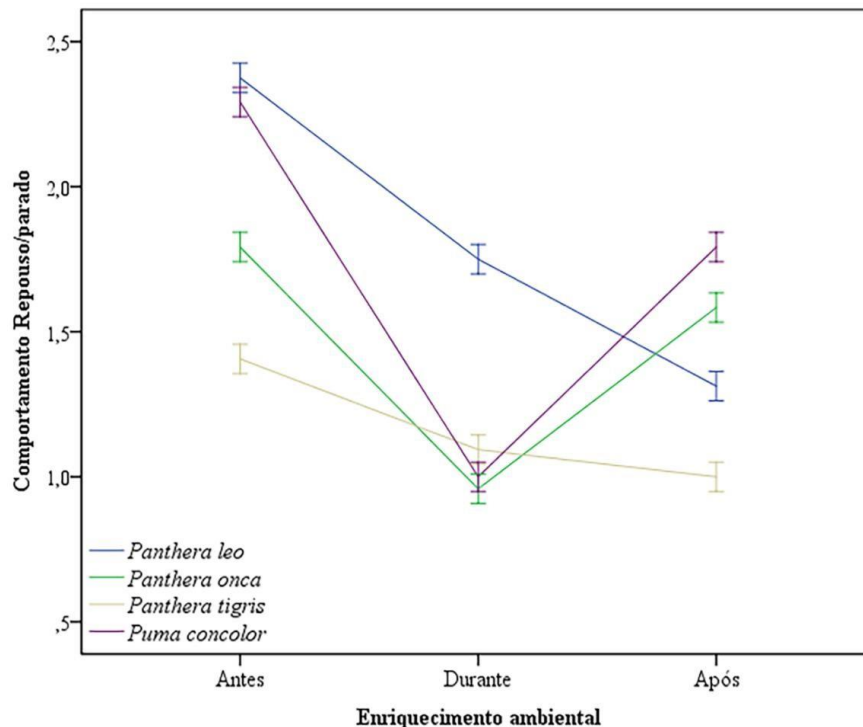
The only significant difference was in relation to environmental enrichment, that is, there is a significant difference in rest / stopped behaviour, with the comparison ‘before’, ‘during’ and ‘after’ No significant differences were observed in relation to groups and the relationship groups with environmental enrichment (Table 5).

**Table 5: Result of the Analysis of the Factorial Variance (ANOVA-Factorial) from a Generalized Linear Model (MLG) Using the Rest / Stopped Behaviours as the Response Variable**

Source	$r^2$	gl	Medium Square	F	p
Groups		3,00	6,04	2,00	0,11
Environmental enrichment	0,06	2,00	14,03	4,65	0,01
Groups * Environmental enrichment		6,00	2,67	0,79	0,58

Dependent variable: rest / stopped behaviour

The groups obtained the results of similar resting / stopped behaviours, with the exception of *Panthera leo*, which the fall was constant. However, this small variation when performed the test, was not able to produce a significant variation (Figure 4).



**Figure 4:** Line Graph Showing the Result of Rest / Stopped Behaviours Before, During and After Environmental Enrichment in the Four Groups

Source: Rangel, 2020

### Discussion

In the present study, the use of environmental enrichment and its influence on the welfare behaviour of large captive cats in the Parquet Zoological de Goiania (PZG) were evaluated. It was possible to confirm the hypothesis that the use and management of environmental enrichment would bring benefits to animal welfare. The frequencies of some behaviours brought positive changes in relation to the later stage of enrichment, showing that the big cats of the PZG can still demonstrate natural behaviours and that stress in captivity can be avoided and relieved.

The use of environmental enrichment proved to be positive in improving the welfare of the animals that received it, demonstrating that this technique is efficient and that it should be applied routinely in zoos being the same technique used in this work. However, prior

to the study it was found that the use of AE with large cats was not a fixed routine, but sporadic in the PZG [3].

In this way, at the beginning of the study before using the AE, all the cats showed stereotyped behaviours in their filming, such as pacing and excessive inactivity, probably derived from the lack of stimulation in their enclosures and regarding the little built space of each one. One, disproportionate to their real area of living in nature. For example, in relation to the lion (Lailos), its enclosure in the PZG is 211.653 m<sup>2</sup> of total area. In contrast, in nature the maintenance of territory is an essential aspect of success for male African lions (*Panthera leo*), ranging from 11.5 km<sup>2</sup> to 1,002 km<sup>2</sup> across southern Africa, thus being a lion captive male in an area much smaller than his natural will behave with stereotype and stress [4].

---

In a study of the behaviour of lions in relation to the space used in their enclosures in zoos in comparison with lions in open sanctuaries, it also showed that the theory that space is important to lions, in which subjects in enclosures tend to present greater expressions pacing, compared to lions living in sanctuaries with areas more compatible with their natural habitat [5].

By analyzing the behaviours and results of the *Panthera leo* group, considered a social species and tending to live in groups in nature, it can be explained that the significant results with olfactory exploration (EO) and social behaviour (S) are intrinsically involved with all its behavioural ecology. Taking this premise into account, the captive lions in the PZG, after receiving the stimulus of enrichment, presented more actively these behaviours that would normally be expressed in the wild, being positive points for their well-being in captivity.

In a study by Dunston in Africa, it was analyzed whether lions in captivity after being reintroduced into the wild would express natural hunting and foraging behaviours. In the study the evidence suggests that, by moving lions to a reserve with greater space and greater access to prey, these groups of captive origin are able to establish and defend a territory, and to become independent again in nature [4].

African lions (*Panthera leo*) are the only social felids that live in fusion-split groups, which can fragment into smaller subgroups [6]. Staying in captivity in which they are alone, as in the case of the lion and lioness in separate enclosures, is likely to trigger various types of stereotyped behaviours, such as pacing or excessive inactivity, which were observed in the two lions of the PZG. The lion always after feeding also presented vocalization behaviours, which drew the attention of all visitors there at the PZG, but the vocalization was not affected by environmental enrichment in the present study. In another study of the behaviour of African lions in a zoo in Peru, it was argued that it is possible that it is a way of demarcating territory or calling others of the same species (CORILLOCLA; ALFREDO, 2018), for being alone in his enclosure.

As for tigers (*Panthera tigris*), during their analysis, it was possible to observe that from handling the filming preparation to the feeding schedule (which were done at the same time), they previously presented stress behaviours and, consequently, pacing, both in period 'before', as well as 'during' and 'after' the EA. With the exception of the tigress Paola, who was always calm and was receptive to keepers and filming, the other three individuals the degree of anxiety was clearly observed. These observed behaviours are in line with the work carried out by Veroneze (2020), in which he demonstrates that tigers are more reserved with the insertion of new items into the enclosure at first, getting used to it after a few days of insertion.

Comparing the results with other work carried out also with tigers

in captivity in Moscow, it was found that there was an increase in foraging activities and a decrease in pacing after the insertion of enrichment, proving the theory that the use of EA is essential for your good -being in captivity [9].

The *Panthera tigris* group obtained significant results only in social (S) and physiological (F) behaviour. We can talk about this behaviour taking into account all its behavioural ecology, being solitary tigers in nature, extremely territorial, and often avoiding human contact. With the insertion of enrichment, the tigers Kael and Paola, who are in separate enclosures, but had a view of each other through bars, interacting better with enrichment only when they felt comfortable with the new object. Paola learned to open the box quickly, and showed interest in interacting with it from the first time, unlike Kael who remained without eating or interacting with the box, being necessary after the first filming with the EA to remove the boxes and serve Kael's food normally for him to eat. However, Kael observed Paola a lot in her enclosure, and it is possible to observe that she accepted the box better when she realized that the female did not reject her, that she was not a threat, and initiated the interaction with the EA and improvement in BEA were observed.

The tigers, Tigrão and Paula, who are allocated together in the same enclosure, had different results. Only the female interacted with the enrichment, the male was always extremely stressed, expressing agonist behaviours, pacing, besides showing discomfort with the new object inserted in his territory, in addition to the handling of the keepers when entering his enclosure. The social behaviour involved interacting with the boxes, and the physiological behaviour was observed after the interaction, where the tigers remained lying in a resting position and licking themselves after feeding.

Tigers are one of the most commonly exhibited species in the world: they breed well in captivity are tolerant of heat and cold and are among the charismatic megafauna thanks to their great potential to attract visitors to the zoo [10-12]. However, its territory area, with an average of 48.40 km<sup>2</sup>, cannot be reasonably supplied in captivity, so the best alternative would be the EA to tigers in captivity, so that minimize the chance of damage to the expression of natural behaviours [13, 14].

With the introduction of AE in the tigers' environment, an improvement in their social behaviours and a decrease in stereotyped behaviours was observed, which included in addition to eating the meat, interacting with the enrichment box and / or playing / biting the box. In the 'after' analysis phase, it was verified whether the welfare benefit remained, but with the withdrawal of the EA, the tigers returned to their previous stress levels and stereotyped behaviours. Thus, this demonstrates the efficiency of the stimuli and the change in obtaining food, which simulates prey hunting, improving their well-being in captivity.



---

In relation to the *Panthera onca* group, the greatest number of significant results were obtained for the stimuli of environmental enrichment, being positive in relation to behaviours: vocalization (V), olfactory exploration (EO), agonism (A), social (S), stereotyped (EC) and physiological (F) behaviour. The jaguar is a territorial animal and uses faces, urine and scratches on trees to define its living area. Of solitary habit, it interacts with other individuals of the species only in the reproductive period, being that a male can mate with several females.

In a study carried out by Veroneze (2020), it was analyzed that jaguars normally interact very well with the insertion of several different types of environmental enrichment in their enclosures, and in the case of the food and cognitive enrichment used in this work, they meet to the results found by Veroneze in his study on the behavior of jaguars in captivity.

This wide range of responses to stimuli may be influencing behavioural ecology, as we can mention the example of the jaguar couple Tony and Juma, who share the same enclosure. The two before the application of the EA had to feed separately, as Tony ate Juma's food, with the application of the EA the opposite was seen, Juma showed agonistic behaviours with Tony and kept him away from the food she found in the box and only allowed let him eat after she finished. It is likely that, Juma exhibited agonist behaviours due to the stimulus to his natural hunting behaviour, and, therefore, his defense when conquered. However, after the two ate, behaviours of play and fun were observed, mainly expressed by Juma, who called Tony to play.

The male melanic jaguar (Pacato), who found himself alone in an enclosure, always exhibited playful behaviour with the keepers, including during the assembly of the cameras, showing that he was comfortable with the analysis of his enclosure. He often demarcated the camera itself that was mounted in the cabling area, splashing jets of urine spray on it, perhaps as a way of delimiting its territorial space, even though it was receptive to human presence.

The jaguars were the most receptive to all the stimuli offered in the enclosures during the EA at the PZG, showing behaviours of anxiety when visualizing the boxes being assembled by the keepers in their enclosures. All three jaguars exhibited hunting behaviour, jumping and attacking boxes, demonstrating behaviours that they would perform in the wild when hunting.

Pumas concolor have their peculiarities regarding the observed behaviours, presenting significant results in olfactory (EO) and social (S) exploration. Like cats in general, pumas are primarily nocturnal and twilight, with peaks of activity at dusk and dawn and with limited daytime activity [14]. During the enrichment that was during the day, little natural behaviour was observed, besides one of the felines, the male Gordão, presenting problems in the hind legs of arthrosis, his locomotion was compromised and he remained most of the time lying down.

In an environmental enrichment study involving cougars, it was observed that animals that show nocturnal or twilight activity are unlikely to exhibit more active behaviour during the morning and afternoon, especially if these animals have a milder natural climate and start to live in a very hot climate or vice versa [15].

In a study carried out at the Campinas Zoo in relation to the behaviour of the whispers showed that the amount of noise that visitors made directly influenced their behaviour, causing the whispers to express less behaviour, becoming inert or hiding. It can be said that, with the insertion of enrichment, the female (Tronchinha) only interacted with the boxes after being relocated during the study to a new isolated area from the visitation, finally showing social behaviours of play that were not previously seen in the enclosure. With visualization of the public, demonstrating that the visitation was harmful to their well-being.

Males, on the other hand, actively explored the olfactory boxes, carrying out foraging, but they did not open or feed them, only after a few weeks of study that they were comfortable and opened the boxes to feed and play. This behaviour shows that the species tends to be shy and fearful during the day, in addition to feeling intimidated by visiting, observing the public and managing enrichment, avoiding new activities. However, after feeling comfortable, social behaviours of playing with the boxes were observed, in addition to always exploring the enclosure and boxes olfactive [16-89].

## Conclusion

- The use of food and cognitive enrichment in large cats in captivity reduced stress and stereotyped behaviours, thus improving well-being.
- The most observed stereotyped behaviours in cats were: pacing and excessive inactivity. Being typical behaviours of stress in captivity.
- Social behaviour was observed in almost all cats, except the tiger Tigrão, demonstrating that the surprise box technique was efficient in stimulating the playfulness of cats, both alone and in couples, being well accepted by the animals, therefore, a proposal of enrichment that can be integrated more often with these animals.
- All felines responded to the enrichment stimuli, but soon after the withdrawal, all returned to their previous stress levels. Thus, showing the importance of constantly stimulating these animals in captivity is necessary, in order to avoid stereotyped behaviours and even the death of these animals due to accumulated stress.
- In addition to the poor stimulus enclosure, it was observed that the size of the enclosures was an observed problem that probably directly affects the behaviour of all felines in the study, being an important point for analysis in future works on animals in zoos and a possible modernization of these enclosures for each animal.

- The reality of many zoos prevents frequent enrichments from being implemented, be they financial, managerial or the availability of trained and trained personnel for the job of maintaining a routine of stimulating animals.
- The Zoological Park of Goiânia urgently needs to evaluate the possibility of transferring to a larger area, with proposals for larger and more suitable enclosures for all animals, in addition to a review of the management of these animals in captivity, in order to avoid stress and low well-being.
- Furthermore, it is expected that more work like this will be carried out in zoos that it be a routine application of AE in their programs for the management of animals captive there, so that we understand more how these animals behave.

### Acknowledgement

I am grateful to PUC Goiás for the opportunity to study, I am grateful for the scholarship offered by the university and CAPES that enabled the realization of the master's degree and the project. I thank the Zoo of Goiânia and all the professionals of the institution.

### References

1. Dias, J. L. C. (2003). Zoológicos e a pesquisa científica. São Paulo: *Biológico*, 65(1), 127-128.
2. Stanton, L. A., Sullivan, M. S., & Fazio, J. M. (2015). A standardized ethogram for the felidae: A tool for behavioral researchers. *Applied Animal Behaviour Science*, 173, 3-16.
3. Young, R. J. (2003). Environmental enrichment for captive animals. John Wiley & Sons.
4. Dunston, E. J., Abell, J., Doyle, R. E., Duffy, D., Poynter, C., Kirk, J., & Freire, R. (2017). Does captivity influence territorial and hunting behaviour? Assessment for an ex situ reintroduction program of African lions *Panthera leo*. *Mammal Review*, 47(4), 254-260.
5. Babb, M. (2020). Behavioural Comparison of Cougars (*Puma concolor*) and Lions (*Panthera leo*) between Zoo and Sanctuary.
6. Kotze, R., Keith, M., Winterbach, C. W., Winterbach, H. E., & Marshal, J. P. (2018). The influence of social and environmental factors on organization of African lion (*Panthera leo*) prides in the Okavango Delta. *Journal of Mammalogy*, 99(4), 845-858.
7. Podturkin, A. A., & Papaeva, N. (2020). Development of an environmental enrichment programme: case study of white Bengal tiger (*Panthera tigris bengalensis*) and jaguar (*Panthera onca*) at Moscow Zoo. *Journal of Zoo and Aquarium Research*, 8(2), 139-145.
8. Brown, J. L. (2011). Female reproductive cycles of wild female felids. *Animal reproduction science*, 124(3-4), 155-162.
9. Shoemaker, A. H., Maruska, E. J., & Rockwell, R. (1997). Minimum husbandry guidelines for mammals: large Felids. American Association of Zoos and Aquariums.
10. Skibins, J. C., & Powell, R. B. (2013). Conservation caring: Measuring the influence of zoo visitors' connection to wildlife on pro-conservation behaviours. *Zoo biology*, 32(5), 528-540.
11. Breton, G., & Barrot, S. (2014). Influence of enclosure size on the distances covered and paced by captive tigers (*Panthera tigris*). *Applied Animal Behaviour Science*, 154, 66-75.
12. Clubb, R., & Mason, G. J. (2007). Natural behavioural biology as a risk factor in carnivore welfare: How analysing species differences could help zoos improve enclosures. *Applied Animal Behaviour Science*, 102(3-4), 303-328.
13. Maia, C. M. (2009). Comportamento de Onça-Parda (*Puma concolor*), no Zoológico de Campinas, frente à visitação pública.
14. Fernandes, D. R., dos Santos Almeida, H., da Silva, E. L. D. F., & Borlini, T. C. (2020). Enriquecimento ambiental aplicado a tigres (*Pantheratigris*) e onças pintadas (*Pantheraonca*) cativos no zoológico Zoo Park da Montanha–Marechal Floriano–ES. *Atas de Saúde Ambiental-ASA (ISSN 2357-7614)*, 8, 110-110.
15. Azevedo, C. S., & Barçante, L. (2018). Enriquecimento ambiental em zoológicos: em busca do bem-estar animal. *Revista Brasileira de Zoociências*, 19(2).
16. Bassett, L., & Buchanan-Smith, H. M. (2007). Effects of predictability on the welfare of captive animals. *Applied Animal Behaviour Science*, 102(3-4), 223-245.
17. Barreto, K. F. B., Guimaraes, C. R. P., & Oliveira, I. S. S. (2009). O zoológico como recurso didático para a prática de Educação Ambiental.
18. Bell, CE. (2001). *Encyclopedia of the world's zoos*. Chicago: Fitzroy Dearborn Publishers. v.3 P. 1556.
19. Bradshaw, J., & Cameron-Beaumont, C. (2000). The signalling repertoire of the domestic cat and its undomesticated relatives. *The domestic cat: The biology of its behaviour*, 67-93.
20. Broom, D. M. (1986). Indicators of poor welfare. *British veterinary journal*, 142(6), 524-526.
21. Broom, D. M. (1988). The scientific assessment of animal welfare. *Applied Animal Behaviour Science*, 20(1-2), 5-19.
22. Broom, D. M. (1991). Animal welfare: concepts and measurement. *Journal of animal science*, 69(10), 4167-4175.
23. Broom, D. M. (1991). Assessing welfare and suffering behavioural processes.
24. Broom, D. M. (2008). Welfare assessment and relevant ethical decisions: key concepts. *Annual review of biomedical sciences*, 10, 79-90.
25. BROOM, D. M., & MOLENTO, C. F. M. (2004). Bem-estar animal: Conceito e Questões relacionadas revisão. *Archives of veterinary Science*, 9(2).
26. Broom, D. M., & Fraser, A. F. (2010). Comportamento e bem-estar de animais domésticos. *Manole*.
27. Cabanac, M (1979); *Sensory Pleasure*. The Quarterly Review of Biology, University of Chicago Press. [s.l.], v. 54, n. 1, p.1- 29, mar.
28. De Moura Carvalho, I. C. (2017). Educação ambiental: a formação do sujeito ecológico. Cortez Editora.

29. Cavalcanti, S. M., & Gese, E. M. (2009). Spatial ecology and social interactions of jaguars (*Panthera onca*) in the southern Pantanal, Brazil. *Journal of Mammalogy*, 90(4), 935-945.
30. Chanchani, P., Gerber, B. D., & Noon, B. R. (2018). Elevated potential for intraspecific competition in territorial carnivores occupying fragmented landscapes. *Biological Conservation*, 227, 275-283.
31. Clayton, S., Fraser, J., & Saunders, C. D. (2009). Zoo experiences: Conversations, connections, and concern for animals. *Zoo Biology: Published in affiliation with the American Zoo and Aquarium Association*, 28(5), 377-397.
32. Clubb, R., & Mason, G. (2003). Captivity effects on wide-ranging carnivores. *Nature*, 425(6957), 473-474.
33. Coe, J. (1987). What's the Message? Exhibit Design for Education. *AAZPA Northeastern Regional Proceedings*, 19-23.
34. Costa, E. (2014). Nutrição de Animais Selvagens Sob Cuidados Humanos. *Minicurso*.
35. Costa, M. J. R. P. (2003). Princípios de etologia aplicados ao bem-estar das aves. In *Anais da Conferência Apinco de Ciência e Tecnologia Avícola* (pp. 169-177).
36. Crawshaw Jr, P. G., & Quigley, H. B. (1991). Jaguar spacing, activity and habitat use in a seasonally flooded environment in Brazil. *Journal of Zoology*, 223(3), 357-370.
37. Dominguez, N. T. (2008). Enriquecimento ambiental em zoológicos, *Fauna Brasil*. [http://www. faunabrasil. Com. br Acesso em](http://www.faunabrasil.com.br/Acesso), 8(6), 2011.
38. Duncan, I. J. (1993). Welfare is to do with what animals feel. *Journal of agricultural and environmental ethics*.
39. Dutta, T. (2005). Visitor profile at Peshwe Zoo, Maharashtra. *Zoos' Print*, 20(8), 13-16.
40. Estes, R. D. (1991). The behaviour guide to African mammals: including hoofed mammals, carnivores, and primates. *Univ of California Press*.
41. Ewer, R. F. (1998). The carnivores. *Cornell University Press*.
42. Falk, J. H., Heimlich, J., & Bronnenkant, K. (2008). Using identity-related visit motivations as a tool for understanding adult zoo and aquarium visitors' meaning-making. *Curator: The Museum Journal*, 51(1), 55-79.
43. Frajblat, M., Amaral, V. L. L., & Rivera, E. A. (2008). Ciência em animais de laboratório. *Ciência e cultura*, 60(2), 44-46.
44. Frajblat, M., Amaral, V. L. L., & Rivera, E. A. B. (2006). Bem estar em animais de laboratório. *Christofolletti R, Beck AAH, organizadores. Ética, ciência e desenvolvimento*. Itajaí: Editora da Universidade do Vale do Itajaí, 117-28.
45. Fraser, D. (2008). *Understanding Animal Welfare: The Science in its Cultural Context*. *UFAW Animal Welfare Series*.
46. Funston, P. J. (2011). Population characteristics of lions (*Panthera leo*) in the Kgalagadi Transfrontier Park. *South African Journal of Wildlife Research-24-month delayed open access*, 41(1), 1-10.
47. Goodrich, J. M. (2010). Tiger conservation in the Year of the Tiger, 2010. *Integrative Zoology*, 5(4), 283-284.
48. Gomes, MAS. (2013). Os Parques e a Produção do Espaço Urbano. *Jundiaí, Paco*.
49. Gonçalves, M. A. B., Da Silva, S. L., Tavares, M. C. H., Grossmann, N. V., Cipreste, C. F., & Di Castro, P. H. G. (2010). Comportamento e bem-estar animal: o Enriquecimento Ambiental. *Andrade, A., ANDRADE, MCR, MARINHO, A. M.*
50. González, A., Moncada, J. A., & Aranguren, J. (2009). Los visitantes del parque zoológico y botánico Bararida, estado Lara: demanda real e implicaciones educativas ambientales. *Investigación y Postgrado*, 24(3), 213-238.
51. Hargrove, E (1995). The role of zoos in the twenty-first century. In: Norton, B.G.; Hutchins, M.; Stevens, E.F.; Maple, T.L. (Eds.). *Ethics on the ark: zoos, animal are welfare, and wildlife conservation*. Washington: Smithsonian Institute Press, P.13-20.
52. Hayward, M. W., Jędrzejewski, W., & Jędrzejewska, B. (2012). Prey preferences of the tiger *Panthera tigris*. *Journal of Zoology*, 286(3), 221-231.
53. Hollingsworth. (2003). *Panthera tigris*. Disponível em.
54. Hötzel, MJ; Machado Filho, LCP. (2002). Bem-estar dos suínos.
55. Hughes, B. O., & Duncan, I. J. H. (1988). The notion of ethological 'need', models of motivation and animal welfare. *Animal Behaviour*, 36(6), 1696-1707.
56. Independent. (2020). Pandas mate for first time in 10 years after coronavirus shuts down zoo. Disponível em.
57. Karanth, K. U., & Nichols, J. D. (2010). Non-invasive survey methods for assessing tiger populations. In *Tigers of the world* (pp. 241-261). *William Andrew Publishing*.
58. Kitchener, A. (1991). *The natural history of the wild cats / Andrew Kitchener*. *Serbiula (sistema Librum 2.0)*.
59. KISLING, J. (2001). VN History: earliest zoos to present days. *Encyclopedia of the world's zoos*. Chicago: Fitzroy Dearborn Publishers, 556-570.
60. Leyhausen, P. (1979). *Cat behavior: the predatory and social behaviour of domestic and wild cats*. *Garland Pub*.
61. Lindzey, FG. (1987). *Mountain lion. Wild furbearer management and conservation in North America*. *Ontario Ministry of Natural Resources, Toronto*, pp. 656-668.
62. Iossa, G., Soulsbury, C. D., & Harris, S. (2009). Are wild animals suited to a travelling circus life. *Animal Welfare*, 18(2), 129-140.
63. Macdonald, D; Loveridge, A. (2010). *The Biology and Conservation of Wild Felids*. *Oxford: Oxford University Press*, 784 p.
64. Macdonald, D. (1992). *Velvet claw*. *BBC Books*.
65. Meena, V., Macdonald, D. W., & Montgomery, R. A. (2014). Managing success: Asiatic lion conservation, interface problems and peoples' perceptions in the Gir Protected Area. *Biological Conservation*, 174, 120-126.
66. *Biológicas, Unesp São Paulo*. (2009). Disponível em.

67. Moncada, J. A., Aranguren, J., Díaz, E., Del Castillo, M., & Benaya, J. (2002). Implicaciones prácticas de las preferencias de los visitantes Del Parque Zoológico Caricuao. Caracas. *Investigación y Postgrado*, 17(1), 135-158.
68. Moraes, L. M. (2003). A segregação planejada: Goiânia, Brasília e Palmas. Universidade Católica de Goiás.
69. Morgan, J. M., & Hodgkinson, M. (1999). The motivation and social orientation of visitors attending a contemporary zoological park. *Environment and behaviour*, 31(2), 227-239.
70. Myers Jr, O. E., Saunders, C. D., & Birjulin, A. A. (2004). Emotional dimensions of watching zoo animals: An experience sampling study building on insights from psychology. *Curator: The Museum Journal*, 47(3), 299-321.
71. Nowell, K., & Jackson, P. (1996). North africa and southwest asia, cheetah. Wild cats: status survey and conservation action plan. Gland, Switzerland: IUCN/SSC Cat Specialist Group, 41-44.
72. Núñez, R., Miller, B., & Lindzey, F. (2002). Ecología del jaguar en la reserva de la biosfera Chamela-Cuixmala, Jalisco, México. *El jaguar en el nuevo milenio*, 107-126.
73. Onça-pintada, I (2020). Comportamento da Onça-Pintada. 2019.
74. Oliveira, G. Bruck, M. Veronez, T. (2018). Breve histórico do uso de enriquecimento ambiental.
75. Ottoson, D. (1983). *Physiology of the nervous system*. Macmillan International Higher Education.
76. Panksepp, J., Knutson, B., & Pruitt, D. L. (1998). Toward a neuroscience of emotion. In what develops in emotional development? (pp. 53-84). Springer, Boston, MA.
77. Pluck, K. (2004). *Panthera leo*. Disponível em.
78. Reade, L. S., & Waran, N. K. (1996). The modern zoo: How do people perceive zoo animals? *Applied animal behaviour science*, 47(1-2), 109-118.
79. Saad, C. E. D. P., Saad, F. M. O. B., & França, J. (2011). Bem-estar em animais de zoológicos. *Revista Brasileira de Zootecnia*, 40(1), 38-43.
80. Silva, R. O. (2011). Enriquecimento ambiental cognitivo e sensorial para onças-pintadas (*Panthera onca*) sedentárias em cativeiro induzindo redução de níveis de cortisol promovendo bem-estar.
81. Scognamillo, D., Maxit, I. E., Sunquist, M., & Polisar, J. (2003). Coexistence of jaguar (*Panthera onca*) and puma (*Puma concolor*) in a mosaic landscape in the Venezuelan llanos. *Journal of Zoology*, 259(3), 269-279.
82. Seymour, KL. (1989). *Panthera onca* (Linnaeus, 1758). *Mammalian Species*, Lawrence, n. 340, p. 1-9.
83. Sunquist, M; Sunquist, F. (2002). *Wild Cats of the World*. University of Chicago Press, Chicago.
84. Swank, W. G., & Teer, J. G. (1987). Status of the jaguar—1987. *Oryx*, 23(1), 14-21.
85. Tirelli, F (2009). *Felídeos do RS: Panthera onca*.
86. Vasconcellos, A. D. S. (2009). O estímulo ao forrageamento como fator de enriquecimento ambiental para lobos guarás: efeitos comportamentais e hormonais (Doctoral dissertation, Universidade de São Paulo).
87. Veasey, J. S., Waran, N. K., & Young, R. J. (1996). On comparing the behaviour of zoo housed animals with wild conspecifics as a welfare indicator. *ANIMAL WELFARE-POTTERS BAR-*, 5, 13-24.
88. Wemmer, CM, Scow, K. (1977). Communication in the Felidae. In Sebeok, p. 110-121.
89. Kingdon, J., & Hoffmann, M. (2013). *Mammals of Africa Vol. V: Carnivores, Pangolins, Equids and Rhinoceroses*. A & C Black Bloomsbury Academic, London.

**Copyright:** ©2022 Marina Cronemberger Range, et al. This is an open-access article distributed under the terms of the Creative Commons Attribution License, which permits unrestricted use, distribution, and reproduction in any medium, provided the original author and source are credited.