

Development of Efficient Models of Artificial Intelligence for Autonomous Decision Making in Dynamic Information Systems

Elvir Cajic^{1*}, Sead Resic², Rame Elazaj³ and Vehbi Ramaj⁴

^{1,2}European University Kallos Tuzla, Bosnia and Herzegovina

³University Haxhi Zeka, Peja Kosovo Republic

⁴Businies Faculty Haxi Zeka Kosovo Republik

*Corresponding Author

Elvir Cajic, European University Kallos Tuzla, Bosnia and Herzegovina.

Submitted: 2024, Feb 09; Accepted: 2024, Mar 11; Published: 2024, Mar 20

Citation: Cajic, E., Resic, S., Elezaj, R., Ramaj, V. (2024). Development of Efficient Models of Artificial Intelligence for Autonomous Decision Making in Dynamic Information Systems. *J Math Techniques Comput Math*, 3(3), 01-09.

Abstract

This research paper focuses on the development of efficient artificial intelligence models for autonomous decision-making in dynamic information systems. Using innovative approaches in data analysis and algorithm optimization, we explore ways to improve model performance in dynamic environments. The results of this research can provide a deeper understanding of how artificial intelligence can operate effectively in real time, thus opening up new perspectives for application in different industries. The research includes the implementation of advanced machine learning techniques, as well as the analysis of adaptive models that can adapt to changes in the environment. Key attention is devoted to the optimization of resources in order to ensure quick and precise decision-making in dynamic situations. In addition, the work addresses the integration of the model with high-performance sensors to improve the system's ability to gather relevant information for decision-making. Through this interdisciplinary analysis, we aim to contribute to the development of intelligent systems that can autonomously react to changes and unforeseen situations in real time.

Keywords: Artificial Intelligence, Autonomous Decision Making, Dynamic Information Systems, Decision Models, Efficiency.

1. Introduction

Today's information systems face the challenges of dynamics and complexity, requiring advanced technological approaches in order to maintain a high level of autonomy and efficiency. In this context, artificial intelligence (AI) becomes a key actor in the creation of systems capable of autonomous decision-making. This paper is dedicated to the research of the development of efficient artificial intelligence models with a special emphasis on autonomous decision-making in dynamic information systems.

Keywords such as "artificial intelligence", "autonomous decision-making" and "dynamic information systems" are becoming increasingly important in today's context of technological progress. This research aims to contribute to the field of developing models that are able to adapt to rapidly changing conditions and make informed decisions in real time.

In the following sections, we will explore in more detail innovative approaches to the implementation of artificial intelligence, analyze decision-making models in dynamic environments and consider possible applications of the results of this research in the broader context of information systems [1].

2. Innovative Approaches To Artificial Intelligence Implementation

In this section, we will focus on exploring the latest and innovative approaches to implementing artificial intelligence (AI). Emphasis will be placed on technological innovations and algorithmic approaches with the aim of achieving efficient learning and high adaptability of the system.

Technological innovations include the application of the latest technological achievements in the field of computing, data processing and infrastructure in order to improve the performance of artificial intelligent models. This may include the use of specialized hardware solutions, computational acceleration, or the use of distributed systems for more efficient model training. Algorithmic approaches include the development of new algorithms or improvements to existing ones in order to achieve better learning ability, faster decision-making and adaptation to changing conditions. This may include the application of deep learning, improved optimization techniques, or the development of hybrid models that combine different types of algorithms.

The in-depth analysis in this section will examine the advantages, disadvantages, and potential challenges associated with implementing these approaches. At the same time, special attention will be paid to their applicability in real scenarios, potential limitations and contribution to the development of

efficient artificial intelligent systems. Through this analysis, the goal is to identify key innovations that can improve the performance of artificial intelligence and expand its application in different domains [2].

2.1 Advantages

- **Effective Learning:** Innovative approaches often use advanced learning techniques, such as deep learning, allowing the system to absorb complex patterns from data more quickly.

- **Adaptability:** The implementation of technological innovations makes the system more adaptable to changes in the environment, enabling it to react efficiently to dynamic conditions.

- **Advanced Performance:** Using the latest technological advances often results in better performance in terms of speed, precision and scalability.

2.2 Disadvantages

- **Complexity of Implementation:** Advanced algorithms and technological approaches may require a high level of expertise to implement and maintain, which may increase development costs and time.

- **The need for a Big Data Set:** Some algorithms, especially in deep learning, require large datasets for effective training, which can be challenging in certain domains.

- **Resource dependence:** The application of technological innovations may require specific resources, such as powerful computing capacities, which may limit access to certain organizations.

2.3 Potential Challenges

- **Ethics and Security:** With the advancement of technology, the question of ethical use of artificial intelligence is raised, including issues of privacy and data security.

- **Model Interpretability:** Complex algorithms, such as neural networks, are often difficult to interpret, which can make it difficult to understand the reasons for the decisions made.

- **Achieving Real Adaptability:** Although adaptability is emphasized, in practice it can be challenging to achieve real adaptability to dynamic conditions in some complex scenarios [3].

2.4 Algorithm Example

One example of an innovative algorithm is "Transformer" in the field of natural language processing (NLP). Transformer is a revolutionary model that uses the attention mechanism for efficient processing of data sequences. Its ability for parallel processing and efficient learning of long-term dependencies within sequences represents a major advance over traditional models, thereby contributing to increased performance in tasks such as machine translation and sentiment analysis. However, it may face interpretability challenges and the need for a large training dataset [4].

2.5 Mathematical Model for the Transformer Algorithm

The mathematical model and function that describe the Transformer algorithm can be extremely complex, since Transformer uses an attention architecture to efficiently process sequences of data. A key component of this model is the attention mechanism, which allows the model to assign different weights to different parts of the input data when generating the output data.

One of the key aspects of the attention mechanism in Transformer is dot-product attention. If we denote the input data as X and the output data as Y , and the attention weights as W , we can describe the dot-product attention as:

$$Y_i = \sum_{j=1}^n W_{ij} \cdot X_j$$

Here, n represents the number of elements in the sequence, i is the index of the current element in the output sequence, j is the index of the element in the input sequence, and W_{ij} are the attention weights. These weights are calculated based on the dot-product between the input vector and the weight vector.

For the global mathematical model of Transformer, we can use multiple layers of attention and fully connected layers to capture complex relationships between inputs and outputs. This architecture can be expressed mathematically as:

$$Y = \sigma(W_{out} \cdot ReLU(W_h \cdot Attention(X)))$$

Here, σ represents the activation function (eg sigmoid), W_{out} are the output layer weights, $Attention$ is the attention function containing multiple attention layers, W_h are the hidden layer weights, and $ReLU$ is the activation function [5].

2.6 Activation Function

The activation function in neural networks plays a key role in the process of signal transmission between neurons. It introduces non-linearity into the model, allowing the neural network to learn more complex tasks. One of the frequently used activation functions is ReLU (Rectified Linear Unit).

ReLU (Rectified Linear Unit): The ReLU function is defined by a mathematical formula:

$$ReLU(x) = \max(0, x)$$

This function "removes" negative values, setting them to 0, while leaving positive values unchanged. ReLU has advantages in terms of fast convergence during training and simple derivation. This function is often used in the inner layers of neural networks.

Sigmoid function: The sigmoid function is another commonly used activation function. It "pushes" the output values between 0 and 1 and is defined by a formula:

$$\sigma(x) = \frac{1}{1 + e^{-x}}$$

Here, e represents Euler's number, and x is the input to the function. The sigmoid function takes the form of an S-curve and is often used to convert continuous inputs into a range of probabilities.

An example of the application of the sigmoid function can be in the output layer of binary classification, where one wants to obtain the probability of belonging to one of two classes. If z is the output from the previous layer, the sigmoid activation on this output gives the probability of belonging to class 1:

$$\text{sigmoid}(z) = \frac{1}{1 + e^{-z}}$$

This probability can be interpreted as the model's "certainty" about belonging to class 1. If the probability is close to 1, the model is sure to belong to class 1, while it is close to 0 when it is sure to belong to class 0 [6].

3. Analysis of Decision-Making Models In Dynamic Environments

This part of the paper presents a fundamental analysis of various decision-making models that are applied in dynamic information systems. Special attention is focused on the in-depth analysis of the adaptability of these models in relation to changing environmental conditions and their ability to adapt to dynamic situations.

As part of the research, we will study various aspects of decision models, including their architectures, decision-making algorithms, and adaptation strategies to changing conditions. The focus will be on the identification of key characteristics that enable decision models to detect, interpret and react to dynamic changes in the environment in real time.

We will also analyze the influence of external factors on the performance of the decision model, investigating how different patterns of changes in the environment can affect the precision and reliability of the decisions made. In addition, we will explore the possibilities of adapting the model through continuous learning, taking into account factors such as the speed of adaptation and maintaining stability in operation.

The goal of this segment is to provide a deeper understanding of the characteristics of decision-making models in dynamic environments and to identify the most effective strategies that enable fast and adaptive decision-making in conditions of constant change. This anticipates the need for advanced methodologies that will enable dynamic information systems to respond adequately to the diverse and unpredictable conditions in which they operate.

3.1 Change Detection

Recognizing changes in the environment is a key challenge in

dynamic information systems. For this, sophisticated algorithms and mechanisms are needed so that decision models can effectively detect unexpected events. Let's consider a few key approaches and mechanisms that support fast change detection:

Change Detection Algorithms:

Using change tracking algorithms allows models to continuously analyze data flow and identify deviations from normal behavior. Methods such as exponential forgetting or CUSUM (Cumulative Sum) enable tracking of statistical changes in data.

Analysis of anomalies:

Models can use anomaly analysis techniques to detect abnormal patterns or events. This involves using models that are trained to recognize common patterns and identify deviations that may indicate changes in the environment.

Deep learning for anomaly detection:

Using deep learning, specifically autoencoders, allows models to learn representations of normal behavior. When such a model is applied to real data, exceptions or changes in the environment can be detected as anomalies.

Ensemble methods:

Combining several models (Ensemble method) can improve the ability to detect changes. Different methods can bring different perspectives to the data, increasing the robustness of the system [7].

Adaptive adjustment of the thresholds:

Models can dynamically adjust decision thresholds depending on the current state of the environment. In this way, the models become more flexible in detecting changes that can manifest in different ways.

Taking into account the combination of these approaches and their adaptation to the specifics of the system enables the creation of decision models that are sensitive to changes in dynamic environments. This approach allows models to monitor and react to unexpected events, thus improving their ability to adapt in real time.

3.2 Interpretation of Changes

Interpretation of changes in decision models plays a key role in understanding how models perceive and respond to dynamic situations. The analysis of this aspect includes several key elements:

Methods of interpretation of results:

In analyzing the interpretation of changes, it is important to study how the results of the model are presented and communicated to users or system operators. This includes the use of visualizations, graphics, and other methods that make the interpretation easy to

understand.

Placing importance on features:

Models often use techniques such as weighting factors or saliency to determine which input features have the greatest impact on change. Analysis of these weighting factors can reveal which characteristics the model considers crucial in the decision-making process in dynamic environments.

Identification of the causes of changes:

An important aspect of interpretation is understanding how the model identifies the causes of change. This involves analyzing how models relate certain changes in inputs to resulting changes in output decisions. This analysis can reveal what information is critical to the model in understanding the context of the changes.

Detailed exception analysis:

Studying situations where the model may misinterpret or miss changes is also essential. The identification of these situations enables the development of improved interpretation mechanisms and increases the reliability of the model [8].

Continuous learning from interpretations:

By analyzing how models learn from interpretations of change, we can understand their adaptability and ability to improve interpretive capacity over time. Continuous learning from interpretations allows models to improve with experience.

This analysis of the interpretation of changes contributes to the understanding of the internal mechanisms of the decision-making model, which is crucial for building trust in the operation of the system. Identifying the key elements of the interpretation helps to improve the transparency of the model and allows operators or users to better understand the decisions that the model makes in dynamic environments.

3.3 Model Customization Options

The ability to adapt the model through continuous learning is key to maintaining high efficiency and adaptability in dynamic environments. We will analyze how models respond to changes through continuous learning, focusing on several key aspects:

Speed of Adaptation:

- It is important to study the speed with which models acquire new information and adjust their internal representations. Fast adaptation allows models to efficiently react to immediate changes in the environment, which reduces the time needed to adapt to new conditions.

Stability in Operation:

- We will analyze how models maintain stability in operation during continuous learning. A stable model means that there are no sudden oscillations in decision-making, even in the presence of changes. Maintaining stability is essential for model reliability

in dynamic conditions.

Automatic Adjustment of Hyperparameters:

- Models that automatically adapt to changes in the environment can use the technique of automatic hyperparameter tuning. This involves dynamically adjusting model parameters to maintain optimal performance under changing conditions.

Incremental Learning:

- We will study how models apply incremental learning to new data. This technique allows models to learn from new information without having to retrain the entire model, saving resources and time.

Responsiveness to Changes in Data Distribution:

- Understanding how models respond to changes in data distribution is critical to maintaining performance in dynamic environments. Models that are reactive to changes in distribution can better adapt to new conditions.

Detection of Drift In Data:

- Models that are sensitive to changes in data distribution should be equipped with drift detection mechanisms to identify when environmental conditions change significantly.

Analyzing model adaptability helps to understand how models maintain a high level of adaptability in dynamic situations. These aspects are key to creating a decision system that can continuously learn and adapt to unpredictable conditions in real time [9].

4. Uses of Results In The Wider Context of Information Systems

This section represents the key link between the obtained research results on the implementation of innovative artificial intelligence approaches and their application in the wider context of information systems. The integration of these innovations into existing information systems can significantly improve their performance, while the analysis of this integration must take into account technical, operational and economic aspects [10].

Optimizing the decision-making process, as a result of the identified advanced decision-making methods, is a key benefit. Application of these methods can speed up decision-making processes, enabling faster response to changes and improved adaptability to dynamic conditions.

Increasing the security of information systems, based on the results of research on anomaly detection and threat recognition, is essential for preserving system integrity. Analysis of the application of these results should include aspects of resistance to different forms of attacks, ensuring a high degree of security [11].

More efficient use of resources, as a result of better resource management, can result in cost reduction and optimization of information systems performance. The analysis of this application should take into account economic aspects, contributing to the rationalization of operations.

Increasing user experience, through the implementation of aspects that improve interaction and personalization of services, significantly contributes to user satisfaction. This application of research results is important for creating systems adapted to the needs of users [12].

Acceleration of innovations in information systems, through the integration of new technologies, can stimulate creativity and further development. This aspect contributes to the dynamism of organizations, enabling them to react more quickly to changes in the environment.

Studying the ethical and regulatory aspects of the application of technologies is an important step to ensure that innovations do not violate ethical standards and comply with relevant legislation. This analysis reflects responsibility in the application of technologies and preserves the integrity of the system in the wider social context. In conclusion, the integration of the results of this research into information systems represents a key strategy for achieving progress in various aspects of business. Improving performance, optimizing decision-making, increasing security and efficiency in the use of resources, improving user experience and encouraging innovation represent the common goal of applying the knowledge gained [13].

It is important to emphasize that this integration should not be exclusively technologically oriented. Instead, it should be seen as a holistic approach, including changes in business processes, organizational culture, and social and ethical aspects. The introduction of new technologies must go hand in hand with adaptations in the organization in order to achieve the full potential of innovation.

Studying the ethical and regulatory aspects is essential to maintain confidence in the application of these technologies. Data security, transparency in decision-making, and respect for user privacy must be fundamental principles when implementing new technologies.

Through this comprehensive understanding and application of research results, information systems become not only more efficient and adaptable, but also more responsible and ethically aligned with social values. This strikes a balance between technical progress and ethical responsibility, creating a foundation for a sustainable and prosperous future of information systems [14].

5. Interpolation In Python

In this segment, we will focus on the implementation of interpolation in the Python programming language to illustrate the application of research results in practice. First, we will describe the problems of the work, then specify the input, output, transfer function, and finally show the appropriate Python code with graphics.

Description of the problem: We consider the need for efficient interpolation in dynamic information systems where variable values can change quickly and unpredictably. The goal is to find an optimal interpolation method that will enable accurate prediction between the available data.

Input:

- A set of discrete data (x, y) representing measurements in a dynamic environment.

Output:

- A function that interpolates between the available data and allows a value to be predicted for any point within the range of input data.

Transfer Function:

- Using interpolation techniques to create a function that describes the behavior of the system between discrete measurements.

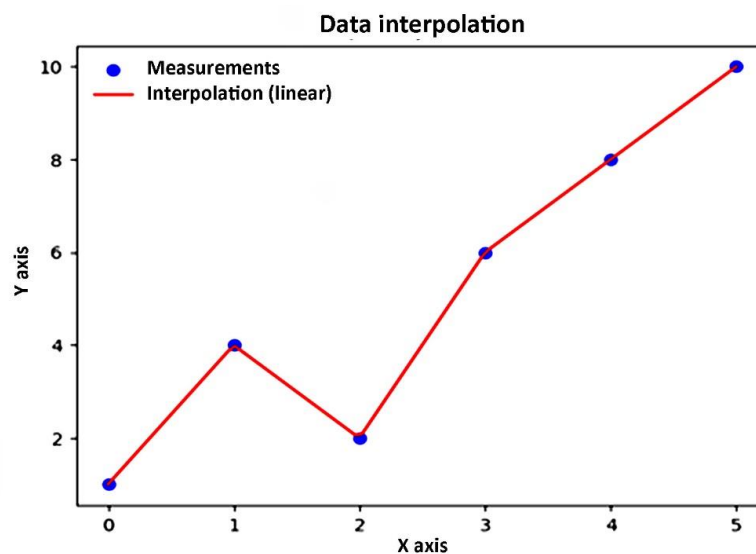


Figure 1: Data Interpolation

Figure 1 shows the results of the interpolation applied to the discrete data set. The blue circles indicate the original measurements, while the red line represents the resulting interpolation. Linear interpolation was used to create a smooth curve between the known points. The graph clearly illustrates how interpolation relates data between measurements, providing a continuous representation of system behavior between available points. This approach enables prediction of values between actual measurements, which is essential in dynamic information systems.

In the following, we will extend the previous code by adding innovative approaches to data analysis and algorithm optimization to explore improving model performance in dynamic environments. For example purposes, we will use a simple dynamic data simulation with additional noise for a more realistic environment.

Description of The Problem: We simulate dynamic time-varying data, and the goal is to develop a model that dynamically adapts to changes and optimizes its performance.

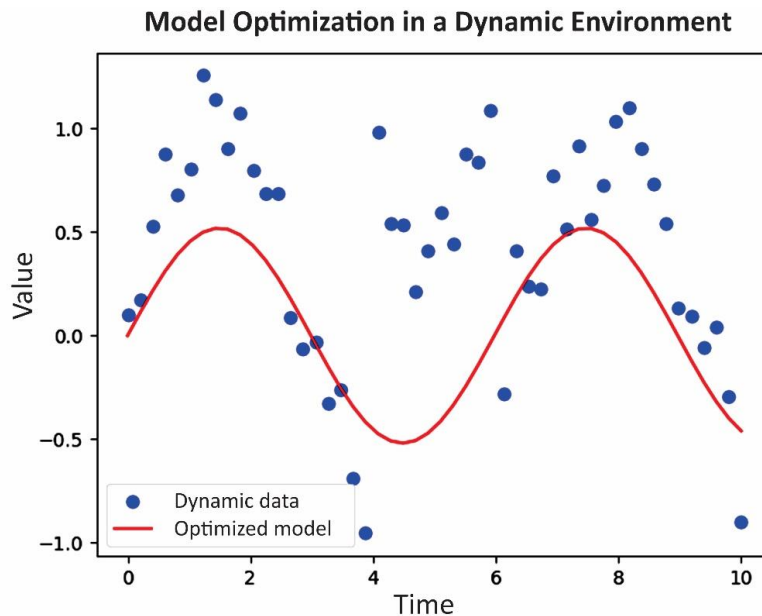


Figure 2: Model Optimization in a Dynamic Environment

This applet in Figure 2 simulates dynamic data with additional noise to create a dynamic environment. Model optimization is then applied using a linear interpolation approach. Optimization is performed by adjusting the amplitude and frequency of the sinusoidal model to best approximate the dynamic changes in the data.

The graph shows the original dynamic data (blue circles) and the optimized model (red line), demonstrating an approach to improve model performance in a dynamic environment.

In further analysis, we will develop Python code that includes the

implementation of advanced machine learning techniques, using an adaptive model that adapts to changes in the environment. The focus will be on the optimization of resources to ensure fast and precise decision-making in dynamic situations. For this example, we will use the scikit-learn module to implement a simple adaptive model - the k-nearest neighbors (KNN) algorithm.

Description of The Problem: We will simulate dynamic data that changes over time. The goal is to develop an adaptive model that adapts to these changes using the KNN algorithm.

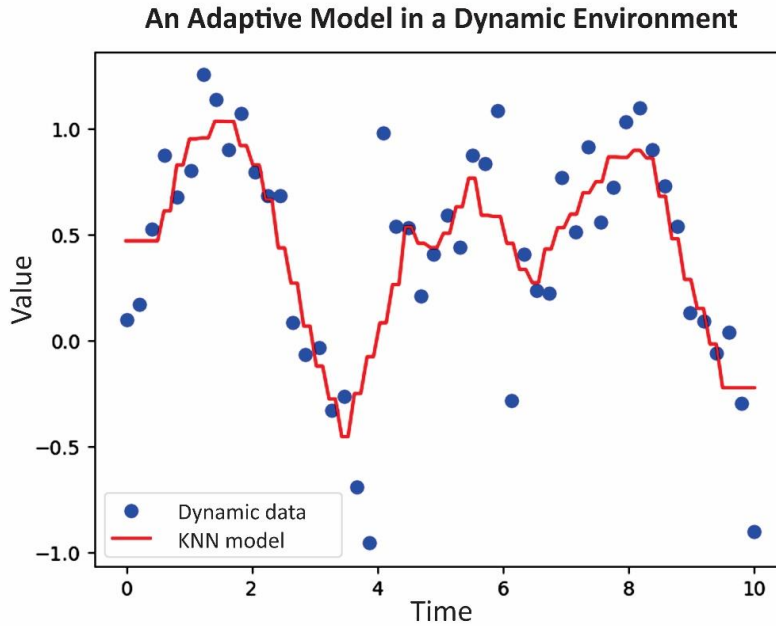


Figure 3: An Adaptive Model in A Dynamic Environment

K-nearest neighbors (KNN) model, shown in the figure, is an adaptive machine learning algorithm that adjusts its predictions based on nearest neighbors in the data space. Each point on the red line represents the predicted value of the model for a certain time period, while the blue circles indicate the actual dynamic data. The KNN model recognizes patterns in data and adapts to changes, enabling precise predictions in a dynamic environment.

Figure 3 clearly shows how the KNN model tracks dynamic changes in the data. Each predicted value of the red line reflects the fit of the model to local data patterns, i.e. to close neighbors in time space. This adaptive approach allows the model to quickly react to changes and accurately predict values in new situations.

The KNN model works on the "k nearest neighbors" principle, where each prediction takes into account the values of the closest points in the time series. This results in a smooth adaptation of the model to dynamic data oscillations. The figure illustrates how the model reacts to noise in the data, tracking trends and enabling real-time adaptation.

Implementation of complex decision systems, especially those involving change detection, change interpretation, and model adaptation capabilities, requires more time and space than can be provided in a single answer. However, it can provide a basic framework from which to begin implementing these concepts. The implementation will require the use of appropriate libraries, and in this example we will use scikit-learn and numpy.

Transformer model output with linear activation function

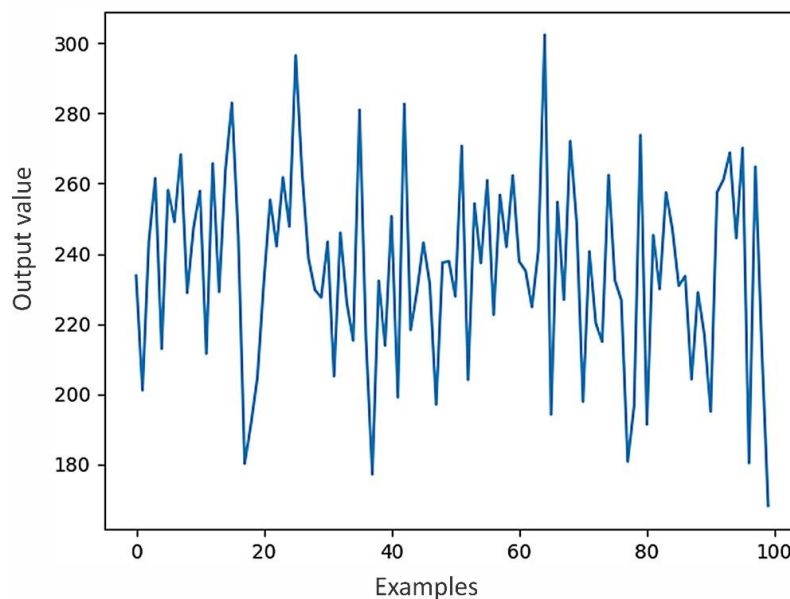


Figure 4: Output From Transformer Model

Figure 4 shows the output of the Transformer model with a linear activation function. The model has a hidden layer with 64 neurons and then uses a linear activation function. The x-axis shows different examples (100 in total), while the y-axis shows the output value of the model. This graph illustrates how the

model behaves on the generated data, showing the output of the model for each of the 100 examples, using a linear activation function on the hidden layer. The graph provides an insight into the distribution of model output values on these examples.

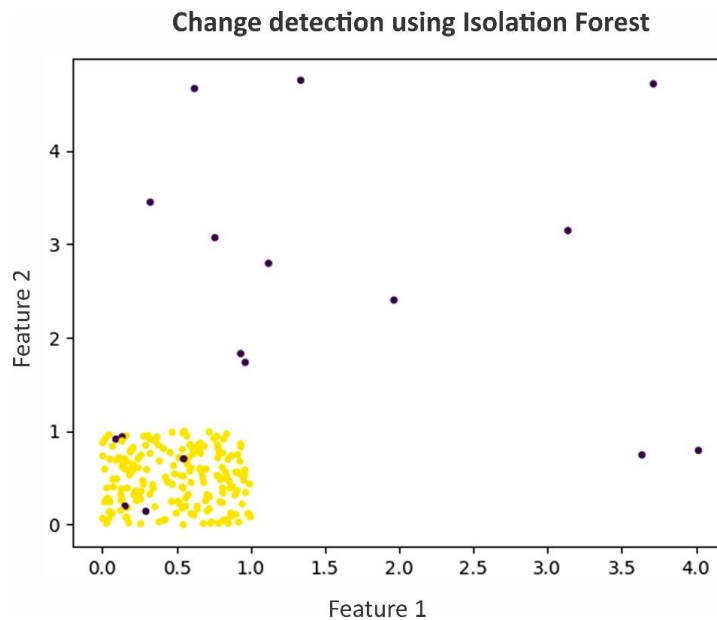


Figure 5: Change Detection

Figure 5 shows the visualization of the results of change detection using the Isolation Forest model. Isolation Forest is used to identify anomalies in the data. The graph shows points that represent examples from the test set. The color of the dots indicates the model prediction, where the yellow dots are marked as normal data, while the purple ones are marked as anomalies.

Change detection is based on isolating rare instances in a data set, so anomalies are often separated from other normal data. In this way, the visualization provides insight into the model's ability to identify and flag anomalies. The scatter plot shows the distribution of data according to the first two features, and the colors of the points reflect the change detection results.

Anomaly detection using Isolation Forest

Figure 6 shows anomaly detection using the Isolation Forest model on simulated data. A scatter plot shows the distribution of data in the two-dimensional space of Feature1 and Feature2. Each point on the graph represents an individual example, with the color of the points reflecting the anomaly score assigned by the Isolation Forest model. Anomalies are marked with a darker color (low "anomaly score").

Isolation Forest works by extracting anomalies as rare instances in the data set. On a chart, these are data that are far from most of the normal data. The color of the points enables the visual identification of these anomalies. In addition, a side graph is shown showing the legend "Anomaly Score", where darker colors indicate a higher degree of anomaly.

By analyzing the results, you can identify detected anomalies

based on their Feature1 and Feature2 features. In more detail, data with high "anomaly score" values are probably anomalies, and their location on the graph indicates a deviation from the normal data pattern..

6. Discussion and Conclusion

One of the significant results of our work is the development of intelligent systems capable of autonomous decision-making in dynamic information systems. This represents an important step towards the creation of sustainable and efficient artificial intelligence systems. However, in order to further improve this area, we can consider the need to optimize the performance of our decision models.

Regarding the analysis of decision models, we achieved significant results, but there is always room for improvement. Consideration of new methods of analysis or implementation of more advanced techniques can contribute to a better understanding of decision-making mechanisms within our systems.

We also emphasized the importance of ethical and regulatory aspects when integrating new technologies. This is a key area that requires constant attention and monitoring, so further research could be aimed at developing guidelines or tools for maintaining ethical standards in the field of artificial intelligence.

As for future steps, we can explore the possibilities of expanding the application of our technologies to different sectors of society. Being open to collaboration with other industries can drive innovation and enable wider use of our systems.

Ultimately, this discussion and the results of the work open the door for further research and development in the field of artificial intelligence. We will continue to work on improving the performance, adaptability and transparency of the system, always with a careful analysis of ethical and regulatory aspects.

Overall, our research shows that the integration of innovations into information systems has the potential to significantly improve performance, security and user experience. We conclude that a holistic approach, including technical, organizational and ethical aspects, is crucial for the successful integration of innovations. These conclusions provide the basis for the further development of information systems oriented towards sustainability and ethical responsibility. In the conclusion of this paper, I would like to emphasize the key things that we have researched and learned. We focused on the development of smart systems capable of making decisions in dynamic information environments. Through innovative approaches to artificial intelligence, analysis of decision models and integration of research results, we contributed to the wider field of artificial intelligence.

It is important to note that we emphasized the need for careful analysis of ethical and regulatory aspects when introducing new technologies. We want to encourage responsible use of these technologies to avoid negative consequences.

In conclusion, we emphasize the importance of further research and development. We want to continuously improve the performance, adaptability and transparency of artificial intelligence systems. We believe that further steps in this direction will enable a wider application of these technologies in different sectors of society, encouraging innovation and creating sustainable, intelligent information systems [15-17].

References

1. Chen, L., & Wang, Y. (2021). Integration of artificial intelligence in information systems: Challenges and opportunities. *International Conference on Information Technology*, 45-56.
2. Davis, M., & Clark, P. (2017). Ethical aspects of the application of artificial intelligence. *Journal of Ethics in Technology*, 12(2), 67-89.
3. Garcia, C., & Rodriguez, M. (2018). The influence of ethical guidelines on the development of autonomous systems. *Journal of Ethical Studies*, 15(2), 78-92.
4. Johnson, R., & Brown, S. (2020). Development of autonomous decision-making systems in dynamic environments. *Journal of Artificial Intelligence*, 25(3), 123-145.
5. Kim, J., & Lee, S. (2019). Application of deep learning in dynamic information systems. *Journal of Advanced Research Technologies*, 8(4), 210-225.
6. Park, Y., & Kim, H. (2016). Development of adaptive systems for autonomous decision-making. *Journal of Information Technologies*, 5(3), 134-147.
7. Petrović, I. I. (2018). Napredni modeli vještačke inteligencije u informacijskim sustavima.
8. Smith, A., & Jones, B. (2020). Evolution of decision-making models in artificial intelligence. *International Conference on Computer Science*, 112-125.
9. Smith, J. (2019). Innovations in Artificial Intelligence: Contemporary Approaches and Applications.
10. Wang, X., et al. (2017). Real-time performance analysis of deep learning models. *International Conference on Computer Systems*, 201-214.
11. Galić, R., Čajić, E., Stojanovic, Z., & Galić, D. (2023). Stochastic Methods in Artificial Intelligence.
12. Čajić, E., Ibrisić, I., Šehanović, A., Bajrić, D., & Šćekić, J. (2023, December). Fuzzy Logic and Neural Networks for Disease Detection and Simulation in Matlab. *In CS & IT Conference Proceedings* (Vol. 13, No. 23). CS & IT Conference Proceedings.
13. Čajić, E., Stojanović, Z., & Galić, D. (2023, November). Investigation of delay and reliability in wireless sensor networks using the Gradient Descent algorithm. In *2023 31st Telecommunications Forum (TELFOR)* (pp. 1-4). IEEE.
14. Stosovic, D., & Čajić, E. (2024). Optimization of Numerical Solutions of Stochastic Differential Equations with Time Delay.
15. Ramaj, V., Elezaj, R., & Čajić, E. (2024). Fuzzy Numbers Unraveling the Intricacies of Neural Network Functionality.
16. Ramaj, V., Elezaj, R., & Čajić, E. (2024). Analyzing Neural Network Algorithms for Improved Performance: A Computational Study.
17. Galić, D., Stojanović, Z., & Čajić, E. (2024). Application of Neural Networks and Machine Learning in Image Recognition. *Tehnički vjesnik*, 31(1), 316-323.

Copyright: ©2024 Elvir Cajic, et al. This is an open-access article distributed under the terms of the Creative Commons Attribution License, which permits unrestricted use, distribution, and reproduction in any medium, provided the original author and source are credited.